



Stacey Gilmour  
Governance Officer  
Direct: 020 8132 1383

e-mail: [Stacey.gilmour@enfield.gov.uk](mailto:Stacey.gilmour@enfield.gov.uk)

## **CRIME SCRUTINY PANEL**

**Tuesday, 13th September, 2022 at 7.00 pm in the Conference Room,  
Civic Centre, Silver Street, Enfield, EN1 3XA**

### **Membership:**

co : Michael Rye OBE (Chair), Chris Dey (Vice-Chair), Mahmut Aksanoglu,  
Kate Anolue, Sinan Boztas, Mustafa Cetinkaya, Adrian Grumi and Ahmet Oykener

### **AGENDA – PART 1**

**1. WELCOME AND APOLOGIES**

**2. DECLARATIONS OF INTEREST**

Members of the Council are invited to identify any disclosable pecuniary, other pecuniary or non-pecuniary interests relevant to the items on the agenda.

**3. MINUTES OF THE PREVIOUS MEETING (Pages 1 - 4)**

To agree the minutes of the Crime Scrutiny Panel meeting held on 28 June 2022.

**4. HRA FUNDED POLICE OFFICERS/SAFER ESTATES TEAMS (Pages 5 - 18)**

To receive the report of Supt. Rhona Hunt, Supt Partnerships North Area and Andrea Clemons, Head of Community Safety.

**5. CRIME PREVENTION & DETECTION (Pages 19 - 32)**

To receive the report of Supt. Rhona Hunt, Supt Partnerships North Area.

**6. ENFIELD CRIME & ANTI-SOCIAL BEHAVIOUR PERFORMANCE** (Pages 33 - 52)

To receive the report of Andrea Clemons, Head of Community Safety.

**7. WORK PROGRAMME 2022/23** (Pages 53 - 56)

To note the Crime Scrutiny Panel Work Programme for 2022/23.

**8. DATES OF FUTURE MEETINGS**

To note the dates of future meetings as follows:

- Wednesday 7 December 2022
- Wednesday 1 March 2023

**CRIME SCRUTINY PANEL - 28.6.2022****MINUTES OF THE MEETING OF THE CRIME SCRUTINY PANEL HELD ON TUESDAY, 28TH JUNE, 2022**

**MEMBERS:** Councillors Mahmut Aksanoglu, Kate Anolue, Mustafa Cetinkaya (Associate Cabinet Member (Enfield South East)), Chris Dey, Adrian Grumi, Michael Rye OBE and Ergin Erbil (Deputy Leader of the Council)

**Officers:** Anne Stoker (Director Children and Family Services), Ivana Price (Head of Young People and Community Safety), DCS Caroline Haines, Superintendent Rhona Hunt, Robyn McIntock (Governance Officer)

**Apologies:** Councillor Gina Needs, Andrea Clemmons, Kaunchita Maudhub and John Prior.

**1. WELCOME AND APOLOGIES**

The Chair, Councillor Michael Rye welcomed all attendees to the meeting.

Apologies had been received from Councillors Gina Needs who is substituted by Cllr Ergin Erbil.

Apologies has been received from Andrea Clemmons, Kaunchita Maudhub, John Prior.

**2. DECLARATIONS OF INTEREST**

Councillor Adrian Grumi declared a non-pecuniary interest as he runs the Enfield Crime Watch Facebook page.

**3. INTRODUCTION-PURPOSE OF MEETING**

The Chair explained that the purpose of this meeting was to receive details of priorities for the coming Municipal Year including key issues and then for the members to discuss the work programme for the crime scrutiny panel.

**4. MINUTES OF THE PREVIOUS MEETING**

**AGREED** the minutes of the meeting held on 15 March 2022.

**5. TERMS OF REFERENCE**

The terms of reference were noted.

**6. LOCAL PRIORITIES FOR 2022/23**

## **CRIME SCRUTINY PANEL - 28.6.2022**

The Chair invited DCS Caroline Haines to provide the priorities from a police perspective for the coming year. She highlighted the following suggestions:

- A focus crime reduction & detection in relation to serious crimes including knife crime. A reduction in robbery, burglary, serious violence including firearms and homicide prevention. Our priorities also include tackling violence against women and girls.

Anne Stocker (Director of Children's & Family Services) and Ivana Price Head of Young People & Community Safety highlighted the following:

- Our priorities include preventing violence, tackling violence against women and young girls linked with safeguarding.
- We are focusing on what we can do to prevent the route causes that lead to serious youth violence and the over representation of young black men and children with special needs in the justice system.

The previous Chair of the Committee has made a recommendation to consider the effectiveness and impact of the commissioned Police resource of 12 officers that Enfield Council funds.

Councillor Erbil highlighted the pledge the administration has made to deliver 50 additional officers to tackle crime and anti social behaviour. Confidence in the Met Police is at a low, which is an issue to tackle together.

Committee members raised the following comments and questions:

- When working on violence against young girls, is work done alongside the schools, or awareness training for them? Members were advised the police are working with schools and the justice services to help build a picture of emerging issues and gain intelligence to help prevention. Officers explained the strategic partnership group leads on preventing violence against women and girls.
- What work is done to support schools with children who experience domestic abuse at home? When officers attend or are made aware of a domestic abuse incident a report is completed which is reviewed with Enfield Council and the school to see the risk to the child and any safeguarding measures that need to be put in place. Our multi agency safeguarding hub screens all referrals and we have a dedicated social worker team that provides support to children who are victims of domestic abuse.
- Concerns were raised on the how we compare with youth violence against other boroughs, as previously had one of the worst statistics. The finalised figures up to performance year ending 31 March 22 gave a 25% reduction across Haringey and Enfield. This is in comparison to the pre-pandemic year.
- Concerns were raised on the effectiveness of delivery when there has been a high turnover of Borough Commanders. It was explained that the high turnover is part of an organisational culture as officers rotate



## **CRIME SCRUTINY PANEL - 28.6.2022**

and develop. DCS Caroline Haines is committed to a 3-year tenure to provide consistency and stability.

- Following the news today, officers confirmed that it is too early to clarify what the Met being placed into special measures would look like for Enfield.
- Officers suggested looking at the 50 additional posts towards the end of the work programme to give a fuller picture as they are currently working on the plan for the posts, including the priorities, job descriptions and where they would be managed.
- Councillors asked what plans were for creating strong safer neighbourhoods. The work of the Enfield Public Safety Centre was highlighted as an area of interest.
- Councillors explained residents continuously raise concerns on street lighting issues. Officers provided a detailed report last year which can be brought back this year to re-evaluate.
- Operation Boxster has been fairly successful over the past few years, will this be carried on? DCS Caroline Haines explained the next level of the operation is tackling the organisers, which is a long-term challenging project.
- Have the boundary changes caused any issues for the police and are they working towards the new ward boundaries yet? The new wards mean the police need 2 more DWO's per new wards. Some wards are high harm so need double the number of DWO's. Superintendent Rhona Hunt will clarify which ward boundaries the police are working to.

### **7. PLANNING THE WORK PROGRAMME FOR 2022/23**

The Chair advised the items that the Panel had considered over the last couple of years and reminded members of the officer suggestions and earlier discussions.

The Chair confirmed topics will be circulated to panel members for comment. The topics are:

- Crime Prevention & Detection
- Success of 12 Enfield Funded Officers
- Pledge for 50 Additional Officers
- Violence Against Women & Young Girls
- Streetlighting
- Serious Youth Crime
- Enfield Public Safety possible visit

### **8. DATES OF FUTURE MEETINGS**

Tuesday 13 September  
Wednesday 07 December  
Wednesday 01 March

**CRIME SCRUTINY PANEL - 28.6.2022**

The date of the next meetings was noted.

**London Borough of Enfield****Crime Scrutiny Panel - 13<sup>th</sup> September 2022**

---

**Subject: Safer Estates Team****Cabinet Member: N/A****Executive Director: N/A (Police report)**

---

**Purpose of Report**

To provide an update on the Safer Estates Team including information on the impact of the resource.

**Relevance to the Council Plan**

Strong, healthy and safe communities.

**Background**

The Council has contracted with the Mayor's Office for Policing and Crime previously and the current contract was signed in 2019 and extended under S92 agreement to the end of March 2023. It allows for the provision of 15 additional Police Constables and 1 Police Sergeant.

Attached as appendix one is a report containing information about the activities of the team and their impact. The report also highlights some recent examples of good work linked to SSCB priority crime types.

**Main Considerations for the Panel**

Neighbourhood officer abstraction rates are high. The Safer Estates Team are protected from abstractions, except in extreme circumstances, in which case the Council is not charged.

The team works exclusively on the Council Housing Estates, areas which are more densely populated than the rest of the borough and therefore disproportionately contribute towards the overall crime and ASB rates for the borough.

**Crime across the priority estates increased by 20%.** This represents a total increase of 99 offences (20/21-21/22).

The increase in crime across priority estates (20% increase 20/21-21/22) is concerning, particularly when compared to an overall increase of 5.1% across the borough overall in the same period. However, these areas disproportionately contribute to the overall borough average. The five priority estates are located in

the East of the borough where there is a greater density of population and higher levels of crime and ASB are reported.

A 30% reduction in burglary in priority estates (compared to a 0.7% reduction overall across the borough) is a positive indicator of impact.

An increase in drug offences should be interpreted as an indicator of the proactivity of the team as these offences are discovered by officers. Drug crime has been identified as a major driver for violent crime and ASB, not just on the estates but in the wider community. The effects of a small number of individuals can have a detrimental effect on the community and local residents and also adversely affects some vulnerable young people. The team target this crime type proactively, through Stop and Search and warrants.

### **ASB across the priority estates reduced by 27.9%.**

This reduction is less than the overall 35.9% reduction across the borough. However, these areas disproportionately contribute to the overall borough average. The five priority estates are located in the East of the borough where there is a greater density of population and higher levels of crime and ASB are reported.

Four out of five priority estates recorded a reduction in the number of ASB calls in the past 12 months when compared to the previous year. A reduction of 27.9% equates to 94 less reports of ASB across the estates.

### **Conclusions**

The report demonstrates that the team have contributed a significant number of patrols and proactive interventions in the reporting period. Their work is directly linked to SSCB priority crime types and is of benefit to local residents and council ASB officers, who they work closely with.

Report Author: Andrea Clemons and Supt. Rhona Hunt  
Head of Community Safety/Supt Partnerships North Area

[Andrea.clemons@enfield.gov.uk/Rhona.Hunt2@met.police.uk](mailto:Andrea.clemons@enfield.gov.uk/Rhona.Hunt2@met.police.uk)

Date of report August 2022

### **Appendices**



# Enfield Safer Estates Team - impact report



**METROPOLITAN  
POLICE**



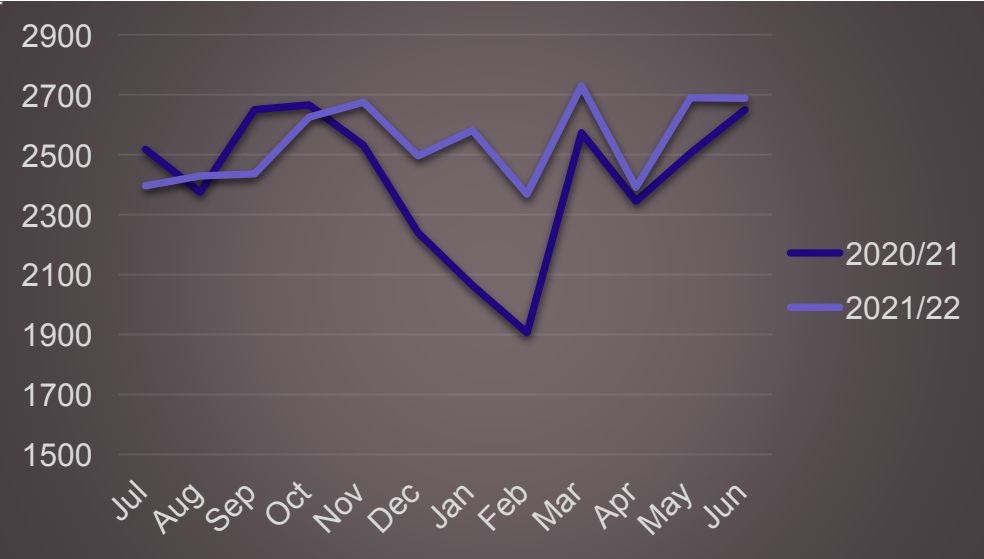
## Overview:

Enfield Safer Estates Team were formed to increase safety for residents in council housing areas in the borough.

Five estates (Ayley Croft, Joyce & Snells, Lytchet, Klinger and Shires) are designated as 'priority estates', where the team are expected to focus most of their attention.

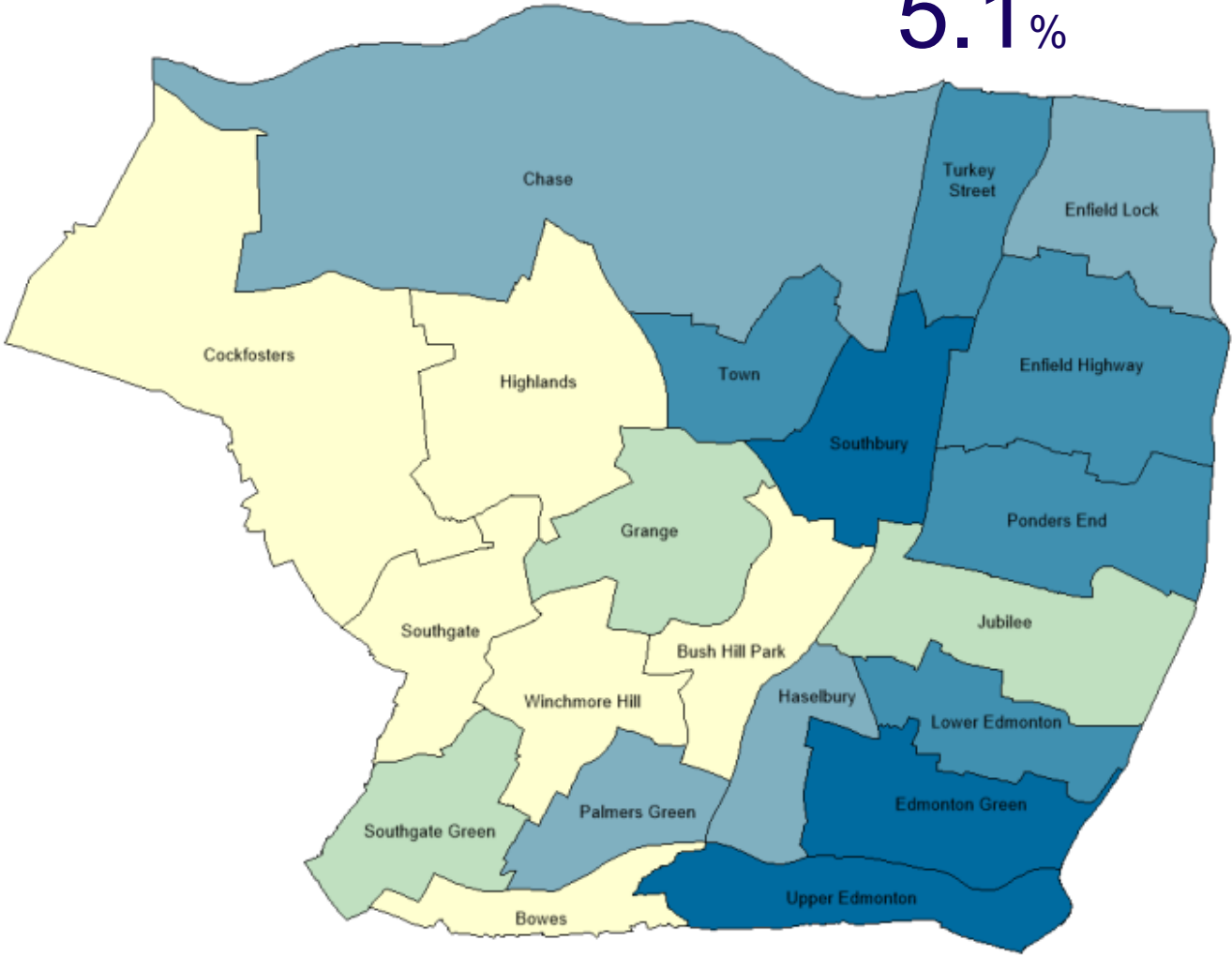
The contract covers 1 Police Sergeant post and 15 Police Constable posts. This meets the MPS supervision ratio of 1 PS : 8 PC. The council are invoiced based on actual resourcing levels. Any vacant posts or any abstractions from Safer Estate Team duties are not charged. The estates team currently consists of 1 Police Sergeant and 11 Police Constables.

# Crime in Enfield – (2 years to June 2022):



**Total Notifiable Offences increased in Enfield in 2021/22 by 5.1%**

▲  
**5.1%**



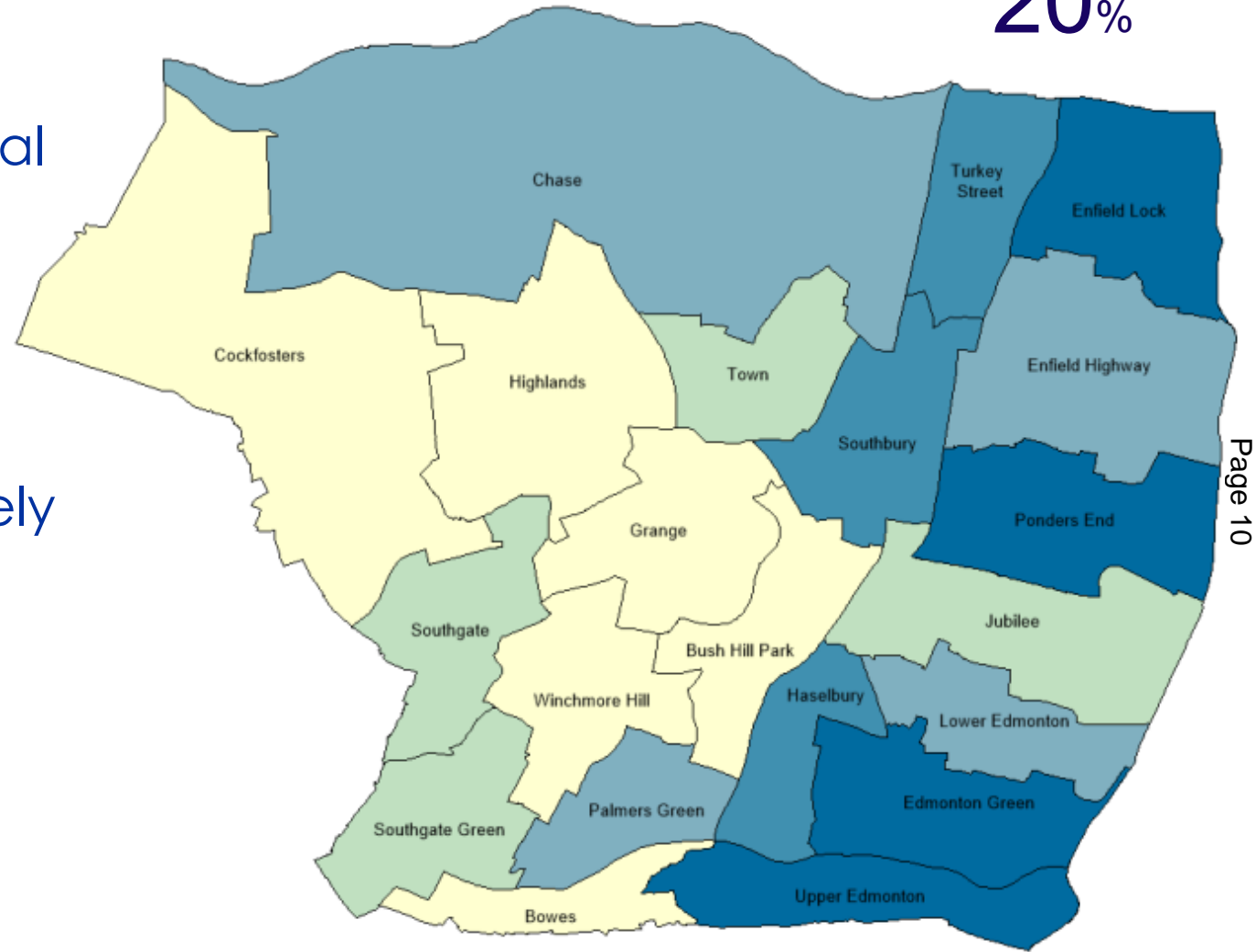
# Safer Estates Team impact on crime (two years to June 2022):

▲  
20%

Crime across the priority estates increased by 20%. This represents a total increase of 99 offences (20/21-21/22).

This increase is higher than the overall 5.1% increase in crime across the borough.

However, these areas disproportionately contribute to the overall borough average. The five priority estates are located in the East of the borough where there is a greater density of population and higher levels of crime and ASB are reported.





		Priority estates				Enfield borough
Crime type		2020/21	2021/22	Difference	% change	Borough % change
VWI	●	46	55	+ 9	+20%	+ 15.8%
Knife crime	●	11	16	+ 5	+ 45%	- 2.3%
Possession of offensive weapon	●	6	6	0	0%	+ 16.4 %
Drugs	●	34	60	+ 26	+ 76%	+ 20.5%
Robbery	●	13	15	+ 2	+ 15%	+ 1.2 %
Burglary	●	40	28	- 12	- 30%	- 0.7%
Vehicle crime	●	89	108	+ 19	+ 21%	+ 7%
Bicycle theft	●	4	0	- 4	- 100%	- 31.9%
Shoplifting	●	2	2	0	0%	+ 10.3%
Criminal damage and arson	●	44	47	+ 3	+ 7%	+ 5.1%
Public order	●	36	29	- 7	- 19%	+ 4.9%
Rape	●	4	9	+ 5	+ 125%	+ 19.4%
Sexual offences	●	7	10	+ 3	+ 43%	+ 4.7%

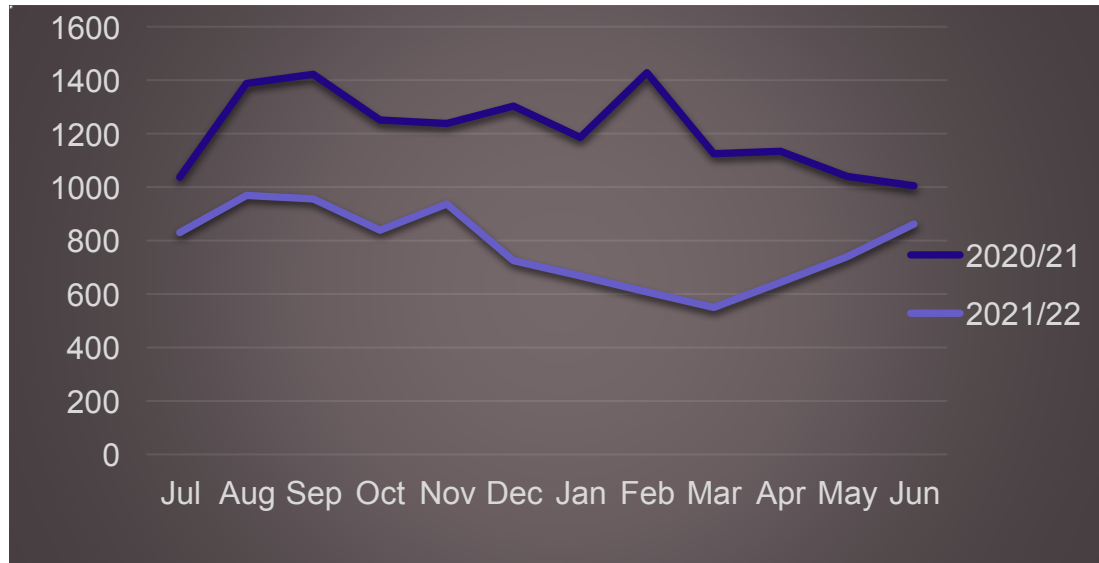
## Notes on interpretation:

Drug crime has been identified as a major driver for violent crime and ASB, not just on the estates but in the wider community. The effects of a small number of individuals can have a detrimental effect on the community and local residents and also adversely affects some vulnerable young people. The team target this crime type proactively, through Stop and Search and warrants. The increase in this crime type directly reflects their proactivity.

Rape is a priority crime type for the MPS. A review of the offences within this geographical location in the period reported revealed that this significant increase included historic offences which have been reported in the period shown, offences which have taken place inside private premises between parties known to each other and offences on sex workers working in the vicinity of priority estates. Safer Estate Team officers, Operation Boxster officers and Public Protection specialist investigators are working tirelessly to ensure women and girls are safe in Enfield.



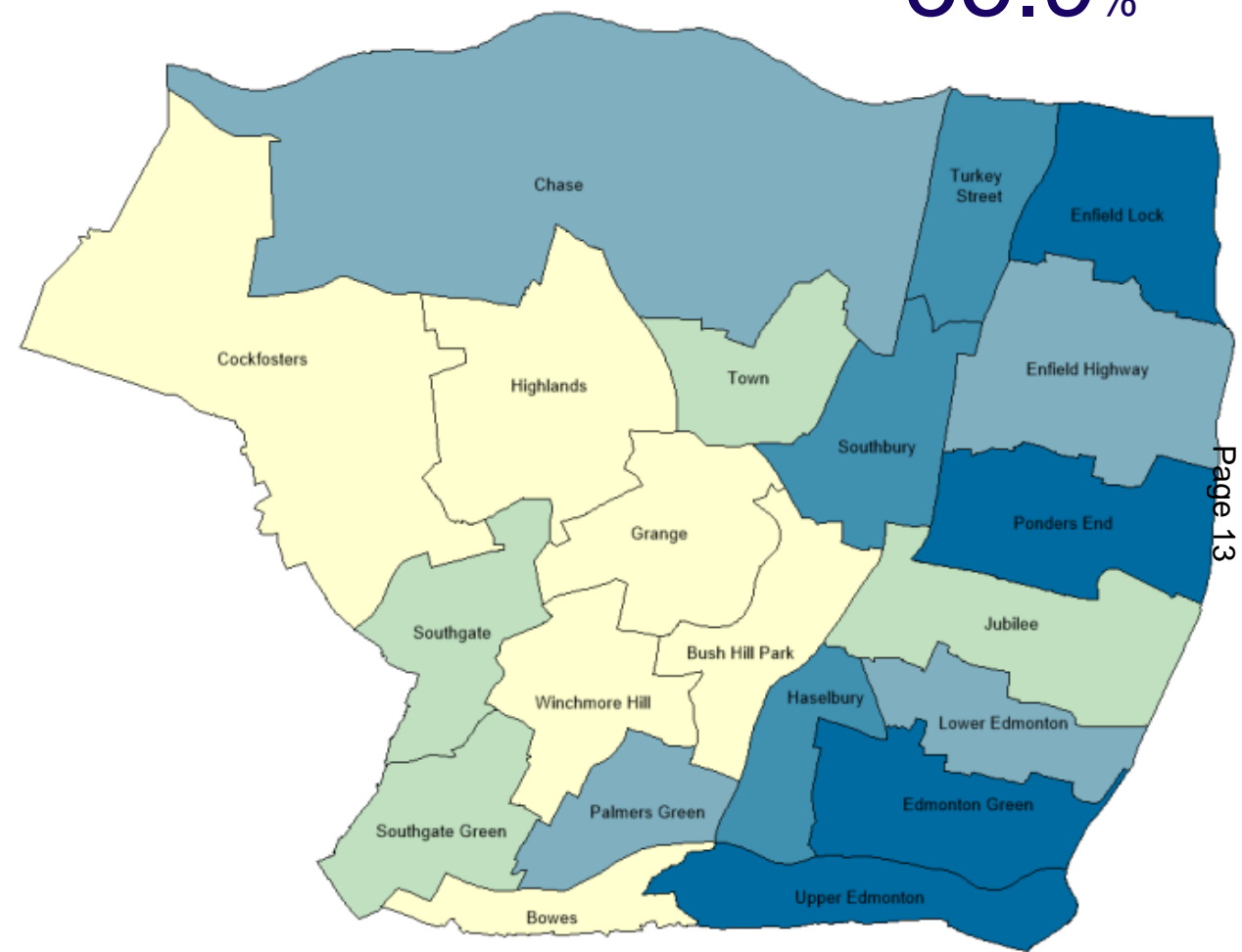
# ASB in Enfield (two years to June 2022):



*Note: the pandemic had a significant impact on ASB levels.*

**ASB reduced in Enfield in 2021/22 by 35.9%**

▼  
**35.9%**



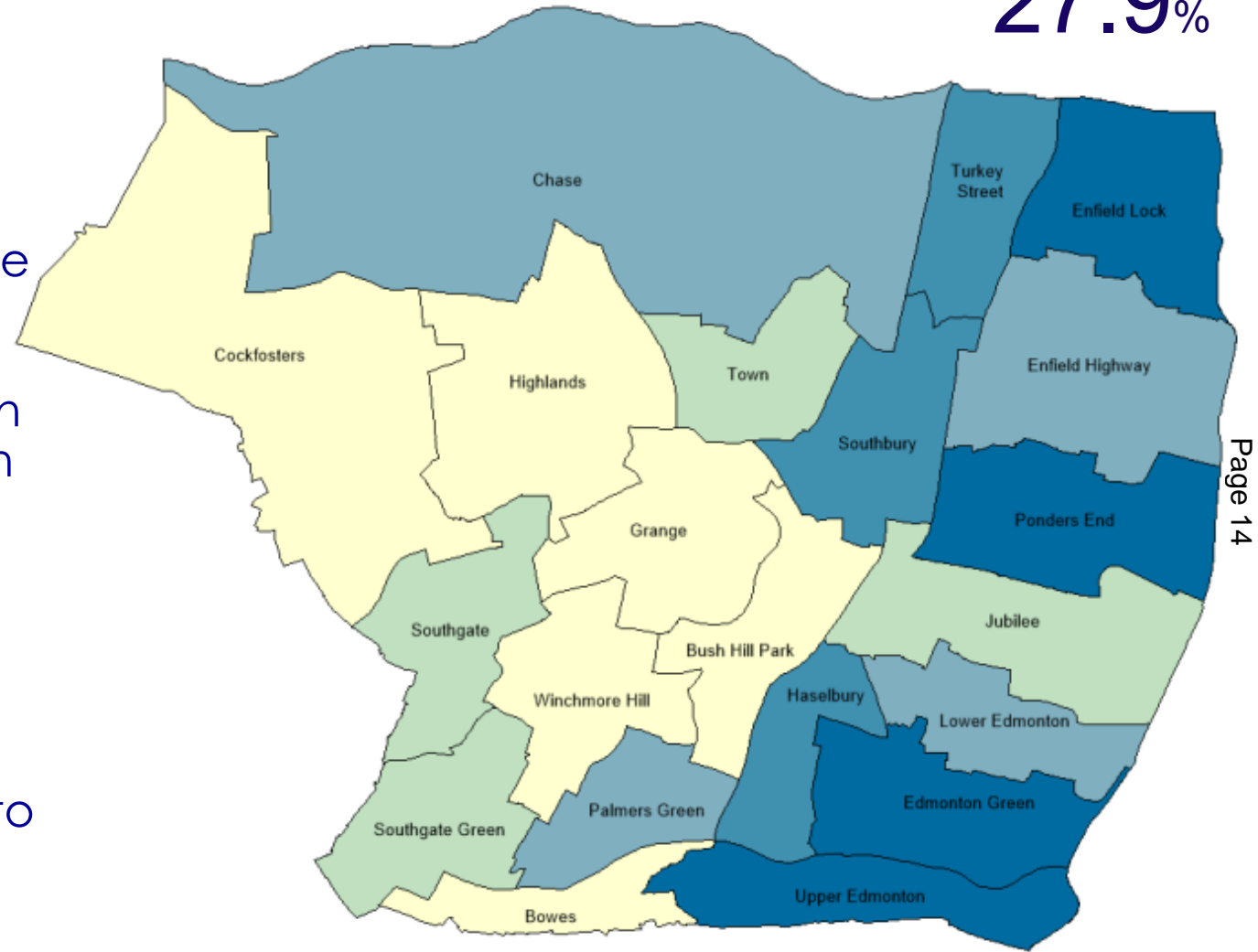
# Safer Estates Team impact on ASB (two years to June 2022):

27.9%

ASB across the priority estates reduced by 27.9%.

This reduction is less than the overall 35.9% reduction across the borough. However, these areas disproportionately contribute to the overall borough average. The five priority estates are located in the East of the borough where there is a greater density of population and higher levels of crime and ASB are reported.

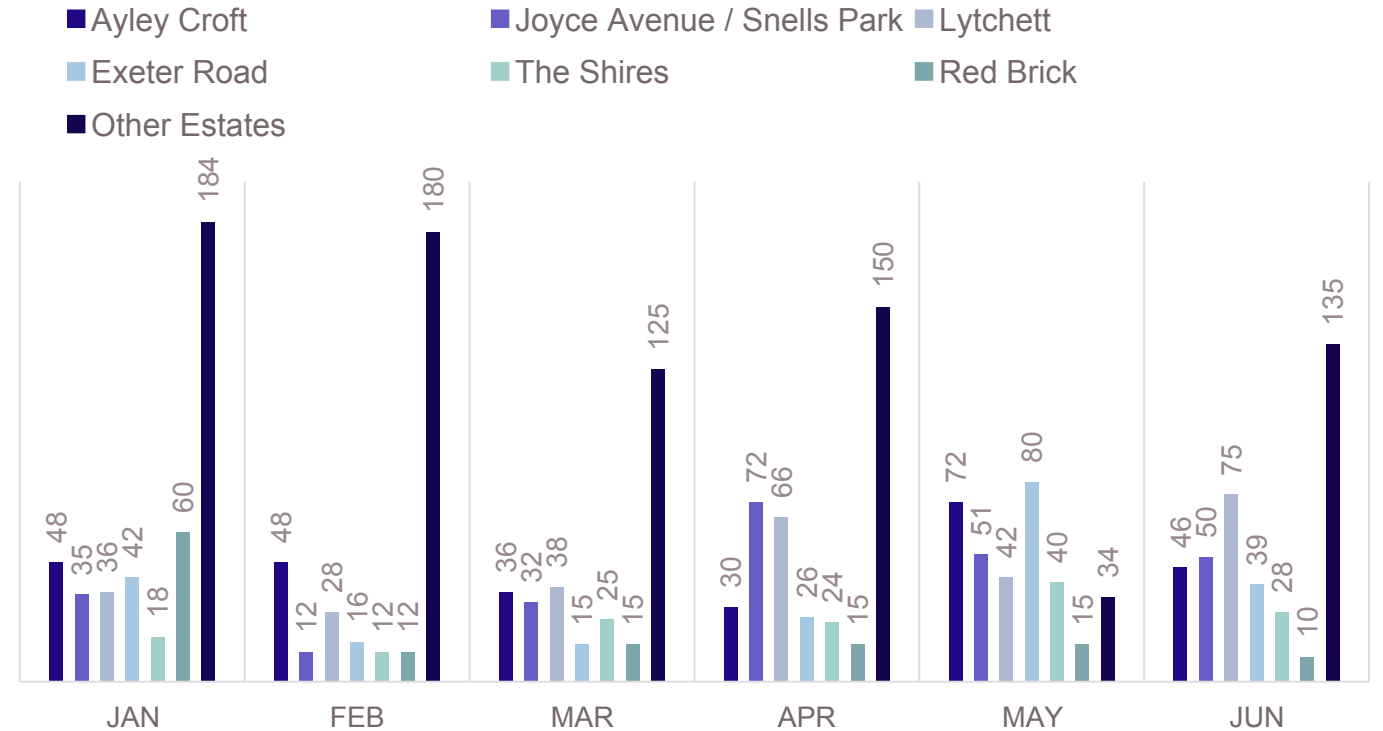
Four out of five priority estates recorded a reduction in the number of ASB calls in the past 12 months when compared to the previous year. A reduction of 27.9% equates to 94 less reports of ASB across the estates.



# Work returns (January to June 2022):

Activity:	Volume:
Arrests	28
Charges	9
Stop and Search	72
Crimes investigated	44
Crimes solved	16
Safeguarding reports	14

## PATROLS UNDERTAKEN



## Benefits of the funded team:

The team work in close partnership with council officers. The flow of intelligence between the Safer Estates Team and the ASB co-ordinators allows the council to re-direct police resources to target crime and ASB issues impacting residents without delay. The team also attend events such as resident association meetings to provide an accessible service for local residents.

The team are not abstracted except for in exceptional circumstances. Their abstraction rate is significantly lower than other Neighbourhood Policing Teams on the BCU. The terms of the contract ensure consistency and resilience in resourcing to estates. The contract conditions ensure the Local Authority is not charged for any time the team are abstracted for. A thorough invoicing process ensures abstractions are identified before invoices are created.

Intelligence gathering is a key focus for the team. The team includes experienced officers with significant knowledge of the local area. This is invaluable to operational impact and has led to them identifying a number of individuals who frequent the estates as being wanted by police, some of whom had been outstanding for a significant period of time. The team have identified individuals wanted for theft, murder and firearms offences in the last few months alone. One such individual was recently arrested and subsequently imprisoned for two burglaries, three thefts and breach of a court order.

The team often work with their corresponding neighbourhood ward teams and have been able to draw in additional teams to assist with focussed work on the estates. They have also worked with new recruits to train them in street based policing skills bringing additional resources to the areas, in addition to the commissioned service.

## Recent examples of good work:

**In February** the Team became aware of a county lines drug gang operating around the EN3 area. Through regular patrols of this area and arrests for drugs offences of both dealers and customers they were able to disrupt activity, with the line moving out of the area.

**In March** whilst on patrol:

The team stopped and searched a 15 year old male who was found to have a large knife on him. The team investigated further and noted that the male had been seen talking to a known gang member. In interview the team were able to establish potential gang grooming and the 15 year old was diverted to support networks aimed at breaking gang affiliation. They also obtained the first knife crime prevention order on the borough.

They also attended a call to a male acting suspiciously and spotted a male known to them. On searching this male they recovered a knife and a large amount of drugs wraps and evidence of dealing. The male was charged and subsequently given a custodial sentence.

The team arrested a male for fraud, having been found with a credit card not in his name. An extensive investigation revealed the male was linked to providing gangs with vehicles obtained by fraud.

**In April** the team received information that there was a drug dealer active on a number of Enfield Estates. One of the team was able to identify the suspect from the information provided and spotted him whilst on patrol. The male was found to have 106 drugs wraps of heroin and crack cocaine on his person and was charged with drugs supply.

**In June** the team identified two addresses being used to supply drugs, causing significant disruption to residents. A search of one such address recovered a significant amount of cannabis and resulted in a charge for drug supply. This activity has been well received by residents and ASB officers.

This page is intentionally left blank



**London Borough of Enfield****Crime Scrutiny Panel - 13<sup>th</sup> September 2022**

---

**Subject: Prevention & Detection of Serious Crime****Cabinet Member: N/A****Executive Director: N/A**

---

**Purpose of Report**

To provide an update to the panel on MPS work locally to prevent serious crime (violence, domestic abuse and rape) and increase sanction detections.

**Relevance to the Council Plan**

Strong, healthy and safe communities.

**Background**

The paper focuses on prevention and detection work being undertaken to improve performance in relation to specific SSCB priority crimes - violent offences, Domestic Abuse and rape.

**Main Considerations for the Panel**

As a partnership we work closely on prevention and detection of crime to keep Enfield residents safe. The paper request was specific to police activity. It should be noted that there is also significant partnership activity undertaken, which has not been detailed.

**Conclusions**

The report demonstrates that there is significant work ongoing in relation to prevention and detection of serious crimes.

However, it is clear that there is a need to sustain and improve on existing work. Work is required to improve performance, given significant increases in specific crime types.

Report Author: Supt. Rhona Hunt  
Supt Partnerships North Area  
[Rhona.Hunt2@met.police.uk](mailto:Rhona.Hunt2@met.police.uk)

Date of report August 2022

**Appendices - PowerPoint**

This page is intentionally left blank



# Prevention and detection of serious crime



**METROPOLITAN  
POLICE**

Enfield Crime Scrutiny Panel – 13<sup>th</sup> September 2022



# Violent crime:

## Enfield Safer and Stronger Communities Partnership Board Priorities

SSCB Priorities	Ref.	Crime Category KPI's	Enfield			London		
			Aug 2020 - July 2021	Aug 2021 - July 2022	Enfield % Change	Aug 2020 - July 2021	Aug 2021 - July 2022	London % Change
Tackling Violent Crime – In all its forms	SSCB1	Violence Against the Person Offences	8853	9506	7.4%	228320	242240	6.1%
	SSCB2	Non-Domestic Abuse VWI Offences	1712	1983	15.8%	46227	54422	17.7%
	SSCB3	Knife Crime Offences	574	561	-2.3%	10897	11501	5.5%
	SSCB4	Knife Crime with Injury Offences	121	151	24.8%	3246	3341	2.9%
	SSCB5	Robbery of Personal Property Offences	899	910	1.2%	21842	24193	10.8%
	SSCB6	Gun Crime Offences	78	64	-17.9%	1504	1294	-14.0%
Keeping Young People Safe and Reducing Their Risks from Crime	SSCB7	Serious Youth Violence Victims aged 1-19	338	300	-11.2%	5942	6401	7.7%
	SSCB10	Knife Crime With Injury Non DA Victims under 24	54	61	13.0%	1259	1204	-4.4%

### NA BCU detection rates

Crime type	2021/22	FYTD	% change
Violence with injury	13%	13%	0
Knife crime	18.6%	23.9%	+5.3%
Robbery	8%	7.7%	-0.3%

## Violent crime – prevention activity:

- > Operation Nightingale – Home Office investment in highest harm hotspot.
- > Operation Denali – twice weekly SYV operations in Enfield.
- > 63 KCPO applications since January.
- > Robbery plan with weekly activity meetings – Q car postings, bail condition compliance visits.
- > SYV plan including a new social media strategy.
- > Use of central asset – VCTF and TSG.
- > Use of a new identification system to increase suspect identifications.
- > North Area Violent Crime Reduction Group oversees partnership activity to reduce violent crime.
- > Use of 4 P plans for robbery and SYV crime types e.g. -

### Four Ps

**Prepare** - Prepare to mitigate and reduce the impact of Serious Youth Violence

**Protect** - Protect individuals and communities from the effects of Serious Youth Violence.

**Prevent** - Identifying / supporting at an early stage those influenced by Serious Youth Violence

**Pursue** - Pursue Offenders through Prosecution and Disruption

# Improving detections in violent crime:

## Critical incident team:

North Area BCU Critical Incident (CI) Team was launched in June 2022 to improve detections. Since the inception there have been some fantastic results achieved. This includes several charges of Serious Assaults, investigating High Profile cases across the BCU.

The officers (1 Detective Sergeant & 4 Detective Constables) have been chosen due to their skill set including Family Liaison officer, specialist officers in analysing and interpreting telephone data, telephone download officers & CCTV experts. The cohort of officers have had their skills supplemented with additional bespoke training from the Murder Investigation Team to ensure that all they have the tools and expertise to professionally progress investigations.

The CI Team has assisted in preventing young people becoming repeat victims and pursuing repeat offenders with a bespoke safeguarding response to every victim.

In accordance with guidelines, all critical incidents will be managed by the Detective Inspector (SIO) however the day-to-day progression of the team and action allocation will be the responsibility of the DS. The SIO will expect a daily briefing from the DS in respect of the progress of cases to ensure governance, robust progression and monitoring of actions.

Enhanced Victim Support – All victims will be provided with additional safeguarding and diversion to protect them in the future.

## Case Study 1: Dangerous Male absconder located after Complex Investigation

On Monday, 13 June a dangerous male escaped from Chase Farm Hospital in Enfield. He was being held under Section 37 Mental Health Act 1983 after being convicted at Wood Green Crown Court in 2020 for a brutal stabbing against a random male in the street. Extensive efforts were made by North Area Police, led by the Critical Incident Team; to locate this dangerous individual who was unlawfully at large. A female was arrested in Hertfordshire the same night that the male had escaped, she was arrested on suspicion of assisting the offender and was detained at Wood Green Custody Centre while the investigation and search for the male was being actioned. Painstaking telephone & CCTV enquiries led to the location of the male being established.

On Tuesday, 14 June officers descended to Hertfordshire where the male was located & arrested for being unlawfully at large. No officers or members of the public were injured during this operation. Due to the tenacious efforts of the officers that day they were able to quickly locate the suspect and ensure that no one came to harm.

## Case Study 2: Male charged with robbery and serious assault against two victims.

On Wednesday 10 August 2022 Police were called to Chelmsford Road, Enfield, N14 following reports of a stabbing and robbery. Officers found two 20-year old males with multiple stab wounds after being attacked by a group of masked men wielding knives. An immediate investigation was launched by the CI Team. The team were able to speak with victims, obtain statements, engage with witnesses and scoured the scene for CCTV and forensic evidence. It was established one of the robbers had left his phone. He was traced and immediate efforts made to locate and arrest. An 18-year old male was arrested and charged with Serious Assault & Attempted Robbery. He was remanded in custody to appear before the Crown Court in September 2022.

Page 26



**METROPOLITAN  
POLICE**

**NEW  
SCOTLAND  
YARD**



# Domestic Abuse & Sexual Offences

## Enfield Safer and Stronger Communities Partnership Board Priorities

SSCB Priorities	Ref.	Crime Category KPI's	Enfield			Priority Average	London			Priority Average
			Aug 2020 - July 2021	Aug 2021 - July 2022	Enfield % Change		Aug 2020 - July 2021	Aug 2021 - July 2022	London % Change	
Domestic Abuse, Sexual and Rape Offences	SSCB18	Domestic Abuse Incidents	6278	6345	1.1%	6.6%	153176	154023	0.6%	7.4%
	SSCB19	Domestic Abuse VWI Offences	897	910	1.4%		22817	22735	-0.4%	
	SSCB20	Sexual Offences	795	832	4.7%		21339	25371	18.9%	
	SSCB21	Rape Offences	284	339	19.4%		8251	9118	10.5%	

### NA BCU detection rates

Crime type	2021/22	FYTD	% change
Domestic Abuse	11%	10.7%	- 0.3%
Rape	4%	5.7%	+ 1.7%

Media coverage of high profile rape cases and rape in general is a driver of increased reporting. The experience of reporting a rape and reliving the traumatic experience means that not all cases are reported to police.

## Domestic Abuse – prevention activity:

Enfield MARAC (Multi-Agency Risk Assessment Conference) is a bi-monthly multi-agency meeting chaired by a Detective Inspector from the Domestic Abuse Unit and discusses cases of domestic abuse .

The BCU works closely with third sector agencies such as IDVAs (Independent Domestic Violence Advocates) in order to support the victims of this crime type.

The ADAPT Team has been launched and is now embedded in order to improve the service to victims by strengthening the MARAC meeting & increasing the use of protective orders (SPOs, Non-Molestation orders, DVPN). The BCU makes effective use of preventative orders and is the best-performing in the MPS in relation to Stalking Protection Orders, with 24 live orders against the nearest comparator BCU with 11. NA BCU is also the best-performing in relation to Domestic Violence Prevention Notices. The corporate aspiration is to use them for 2 in every 100 domestic abuse crimes. Enfield & Haringey police exceed that by using them for 3.54%.

The BCU has an effective process around panic alarms and makes regular use of these for high-risk victims of domestic abuse.

## Domestic Abuse – improving detections:

The MPS aspiration is to detect 30% of all DA offences. This is recognised as being a particular challenge. In the last performance year 12.7% of all domestic abuse offences resulted in a charge or a police caution.

There have been 1679 domestic abuse offences in Enfield FYTD. This represents an increase of 63 offences. 10.6% of those have resulted in a detection (charge or a caution). This represents a decrease in performance (albeit the increase in offences makes achieving the detection aspiration more challenging) so an internal Performance Improvement Plan has been put into place in order to ensure all opportunities to prosecute offenders are exploited and the ethos of using the 24 hours in police detention to pursue every possible line of enquiry 'DA in a Day' is embedded.

There is a well-established governance structure sitting under the LRO for Domestic Abuse. There are regular MPS-wide meetings between the LRO and Public Protection Superintendents, as well as meetings at Detective Inspector level in order to discuss common issues, resolve barriers to performance and improve the service to the survivors of this offence.

The BCU has a dedicated team of investigators (the Community Safety Unit) that investigate all offences of Domestic Abuse in Enfield and Haringey. This is led by 2 Detective Inspectors and 8 Detective Sergeants and an establishment of 55 investigators. The team has regular training days from subject matter experts and CPS lawyers in order to enhance their level of skill and investigative capacity.

The Predatory Offender Unit, comprised of 1 Sergeant, 2 Detective Constables and 5 PCs has been formed in order to concentrate on tracing and arresting wanted offenders. It provides a fast-time arrest capability for high-risk domestic abuse offenders. The team has one the lowest numbers of outstanding offenders for Domestic Abuse in the MPS.

## Rape – prevention activity:

North Area has one of the lowest incidence rates for rape in London (9 out of 12 BCUs). That said, there have been 689 reports of rape in North Area in the last 12 months. Of these, 349 took place in Enfield, an increase of 19.4% in Enfield compared to the previous rolling year.

The BCU has a local VAWG plan which feeds into the MPS VAWG Action Plan which has the following themes:

- Protecting Women & Girls in public spaces, at home and online
- Working with Partners & Women to Improve Prevention & Victim Care
- Bringing Offenders to Justice & Improving CJ Outcomes
- Improving the MPS Culture & Professional Standards

The following local activity forms part of the 'Summer Nights' plan:

- Raise Officers/PAO awareness re drink spiking by sharing short briefing video
- Conducting two Walk & Talks (1 in each Borough) in area supported by Street safe data;
- Continuing with Op Gwen which is an engagement activity to reach out to seldom heard voices around women and girls in Education and Youth clubs around safety in public places.
- Combined robbery patrols with VAWG patrols as the location data overlaps paying specific attention to transport hubs and open spaces.
- Enhanced patrols around transport hubs and specified open spaces particularly during the hours of darkness.

## Rape – activity being undertaken to improve detection rates:

North Area BCU has a prevention strategy which links in with the joint CPS-Police Rape Action plan. A significant focus of this plan is to increase the number of offences brought to justice. The team has one of the lowest numbers of outstanding offenders for rape in the MPS, with most believed to be out of the UK and efforts in hand to trace and extradite them.

There is a well-established governance structure sitting under the Lead Responsible Officer (LRO) for Rape and Serious Sexual Offences (RASSO). There are regular MPS-wide meetings between the LRO, Senior CPS prosecutors and the BCU SLT responsible for the investigation of rape, as well as meetings at Detective Inspector level in order to discuss common issues, resolve barriers to performance and improve the service to the survivors of this offence.

The BCU has a dedicated team of investigators (the Sapphire Team) that investigate the most serious sexual offences of rape and assault by penetration. This is led by two Detective Inspectors and four Detective Sergeants and an establishment of sixteen investigators. The team has regular training days from subject matter experts and CPS lawyers in order to enhance their level of skill and investigative capacity. They are supported by a cadre of specially trained Sexual Offences Investigation Trained (SOIT) officers who take the account from the complainant, conduct a visually recorded interview, accompany them to the HAVEN (a specialist centre for victims of rape) where forensic samples are taken by a trained doctor, and act as their personal liaison officer throughout the journey. An internal campaign has been launched to recruit more SOIT officers.

The MPS has agreed that the Sapphire team should be granted a temporary uplift of staff. This uplift of staff has enabled the team to tackle a backlog of cases common to all Sapphire teams across the MPS that has occurred due to capacity issues within the police and wider criminal justice system exacerbated by the effect of the Covid19 pandemic. The uplift in resources concentrates on legacy investigations. This uplift has already had a transformative effect on the performance of the Sapphire Team. In the last performance year across Enfield and Haringey there were 27 offences of rape that resulted in criminal charges, or 3.7% positive outcome rate. This year the team is on the trajectory to exceed that performance with 10 charges achieved already and an investigative stock of 10 cases awaiting a charging decision from the CPS, and a number of files being finalised ready for submission for a charging decision.

This page is intentionally left blank

*This report format is for scrutiny reports*

**London Borough of Enfield**

**Crime Scrutiny September 13<sup>th</sup> 2022**

---

**Subject: Crime and ASB Performance**

**Cabinet Member: Cllr Gina Needs**  
**Executive Director: Tony Theodoulou**

---

**Purpose of Report**

1. For information

**Relevance to the Council Plan**

- 2 Strong, healthy and safe communities

**Background**

- 3 Providing performance data on the SSCB priorities

**Main Considerations for the Panel**

- 4 Figures are analysed to the end of July 2022

**Conclusions**

To Note

Report Author:  
Community Safety Analyst

Date of report August 2022

**Appendices**

**None**

**Background Papers**

The following documents have been relied on in the preparation of this report:

**N/A**

This page is intentionally left blank



# Enfield Crime Scrutiny Panel Performance Report

**Cabinet Member:** Cllr Gina Needs  
**Executive Director:** Tony Theodoulou

## Purpose of Report

1. For information and comment

## Relevance to the Council Plan

2. To note performance against Enfield's Safer Stronger Communities Board priorities up to 31<sup>st</sup> July 2022

## Background

The information below provides an update on performance against the priorities agreed by the Safer and Stronger Communities Board (SSCB) within its current Partnership Plan 2020-2022. These priorities are:

- Tackling violent crime in all its forms
- Keeping young people safe and reducing their risks from crime
- Reducing burglary and keeping people safe at home
- Promoting cohesion and tackling hate crime
- Dealing with anti-social behaviour
- Drugs (driver for violent crime)
- Tackling Vehicle Crime and
- Domestic Abuse

**Report Author:** Andrea Clemons  
Head of Community Safety Unit  
Andrea.Clemons@enfield.gov.uk

## Summary

Total Notifiable Offences in Enfield increased by 5.8% in the year ending July 2022. In London, there was a slightly higher increase of 10.1% in the same period.

An increasing number of London boroughs have recorded increases in Serious Youth Violence (SYV) victims in the last year. There was an average 7.7% rise in London equating to 459 more victims than last year across the capital.

Enfield recorded 11.2% reduction of the number of Serious Youth Violence victims in year ending July 2022, or 38 less victims when compared to the same period last year. Enfield is ranked 5<sup>th</sup> out of 32 London boroughs for the number of SYV victims in the past 12 months.

Knife crime with injury offences recorded 24.8% increase in the past 12 months when compared to the same period last year, equating to 30 more offences. Non-Domestic Abuse VWI Offences also increased by 15.8% in the past year equating to 271 more offences.

Some crime categories in the borough have maintained a decline or lower levels than those recorded prior to July 2021, such as Gun Crime and Child Sexual Exploitation Offences.

## The overall performance of Enfield's SSCB priorities compared to London in the year to end of July 2022



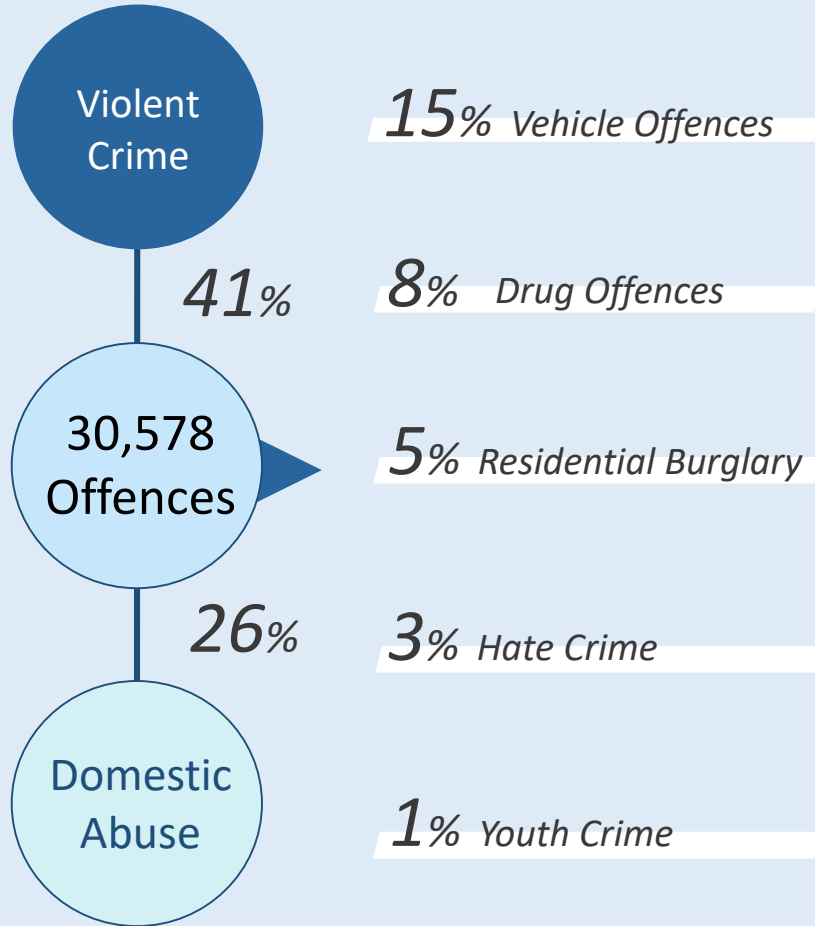
Enfield Safer and Stronger Communities Partnership Board Priorities										
SSCB Priorities	Ref.	Crime Category KPI's	Enfield			Priority Average	London			Priority Average
			Aug 2020 - July 2021	Aug 2021 - July 2022	Enfield % Change		Aug 2020 - July 2021	Aug 2021 - July 2022	London % Change	
Tackling Violent Crime – In all its forms	SSCB1	Violence Against the Person Offences	8853	9506	7.4%	4.8%	228320	242240	6.1%	4.8%
	SSCB2	Non-Domestic Abuse VWI Offences	1712	1983	15.8%		46227	54422	17.7%	
	SSCB3	Knife Crime Offences	574	561	-2.3%		10897	11501	5.5%	
	SSCB4	Knife Crime with Injury Offences	121	151	24.8%		3246	3341	2.9%	
	SSCB5	Robbery of Personal Property Offences	899	910	1.2%		21842	24193	10.8%	
	SSCB6	Gun Crime Offences	78	64	-17.9%		1504	1294	-14.0%	
Keeping Young People Safe and Reducing Their Risks from Crime	SSCB7	Serious Youth Violence Victims aged 1-19	338	300	-11.2%	-4.1%	5942	6401	7.7%	-10.9%
	SSCB8	Child Sexual Exploitation Incidents	61	55	-9.8%		1288	980	-23.9%	
	SSCB9	Child Sexual Exploitation Offences	24	22	-8.3%		604	466	-22.8%	
	SSCB10	Knife Crime With Injury Non DA Victims under 24	54	61	13.0%		1259	1204	-4.4%	
Reducing Burglary and Keeping People Safe at Home	SSCB11	Residential Burglary Offences	1698	1686	-0.7%	-0.7%	42976	39364	-8.4%	-8.4%
Promoting Cohesion and Tackling Hate Crime	SSCB12	Hate Crime Offences	755	802	6.2%	6.2%	26362	26708	1.3%	1.3%
Dealing with Anti-Social Behaviour	SSCB13	ASB Calls	14138	9224	-34.8%	-34.8%	411759	259680	-36.9%	-36.9%
Drugs (Driver for violent crime)	SSCB14	Drug Offences	1226	1477	20.5%	17.2%	49037	45129	-8.0%	-10.7%
	SSCB15	Drug Possession Offences	1048	1195	14.0%		44520	38571	-13.4%	
Tackling Vehicle Crime	SSCB16	Theft from a Motor Vehicle	3450	3070	-11.0%	0.9%	62315	65300	4.8%	10.6%
	SSCB17	Theft or Taking of a Motor Vehicle	1546	1744	12.8%		26242	30531	16.3%	
Domestic Abuse, Sexual and Rape Offences	SSCB18	Domestic Abuse Incidents	6278	6345	1.1%	6.6%	153176	154023	0.6%	7.4%
	SSCB19	Domestic Abuse VWI Offences	897	910	1.4%		22817	22735	-0.4%	
	SSCB20	Sexual Offences	795	832	4.7%		21339	25371	18.9%	
	SSCB21	Rape Offences	284	339	19.4%		8251	9118	10.5%	
TNO	SSCB22	Total Notifiable Offences	28906	30578	5.8%	5.8%	777778	856018	10.1%	10.1%

# Overview of Crime in Enfield and London

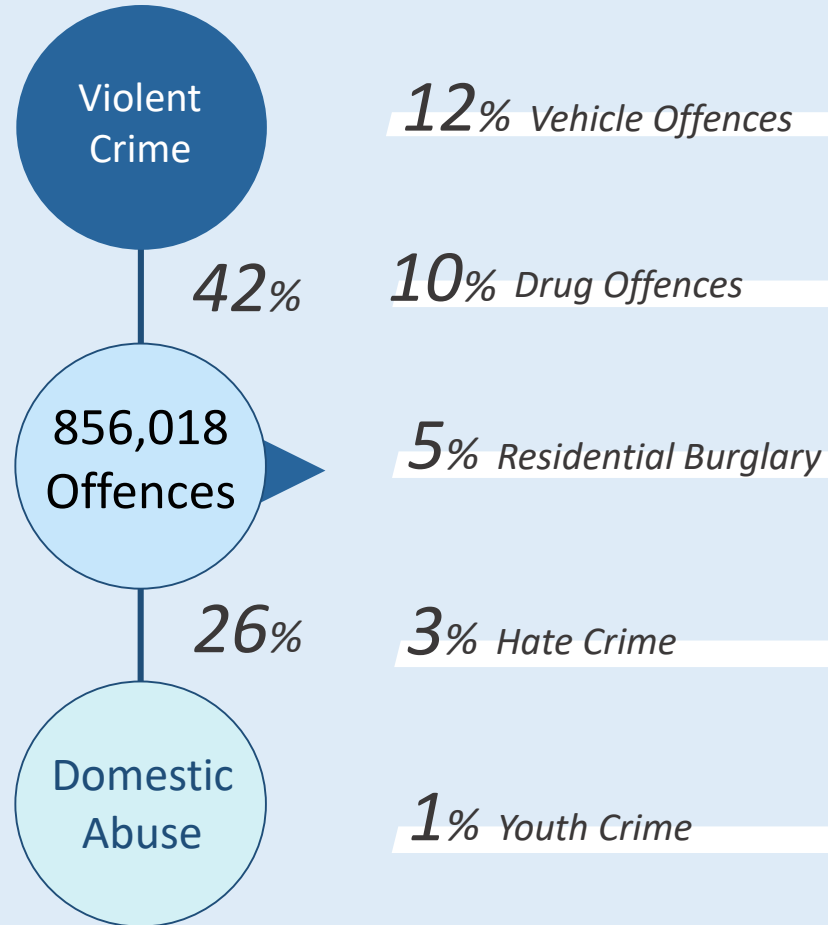


The number of offences committed in Enfield between August 2021 and July 2022 was 30,578 – an increase of 5.8% on the previous 12-month period.  
Across London, the total number of offences increased by 10.1%.

## Crime in Enfield



## Crime in London



- The number of crimes recorded for Tackling Violent Crime SSCB priority in Enfield increased by 4.8% on average in 12 months to July 2022 when compared to the same period previous year.
- The indicators used to monitor Keeping Young People Safe SSCB Priority reduced by 4.1% on average.
- Domestic Abuse, Sexual and Rape Offences increased by 6.6% in 12 months to July 2022 when compared to the same period last year.
- Another priority that has seen an increase in the last year is Tackling Hate Crime (6.2%)

# Priority 1: Tackling violent crime in all its forms



Violence Against the Person Offences and Non-Domestic Abuse Violence with Injury Offences

## Violence Against the Person Offences <sup>1</sup>

In the year ending July 2022 there were a total of 9,506 Violence Against the Person offences (VAP) recorded in Enfield, compared with 8,853 offences the previous year. This equates to an increase of 7.4% or a difference of 653 more offences.

Through almost all of 2021/22 consistently the numbers of offences maintained the higher number of offences recorded as those recorded throughout 2020/21. Offences reached their highest monthly number in the last 24 months in May 2022 with 877 recorded.

In London, there was a similar increase of 6.1% in the same period, rising from 228,320 offences in the year to July 2021 to 242,240 by July 2022, equating to 7570 average borough offences or 435 more offences per borough in the past 12 months when compared to the same period last year.

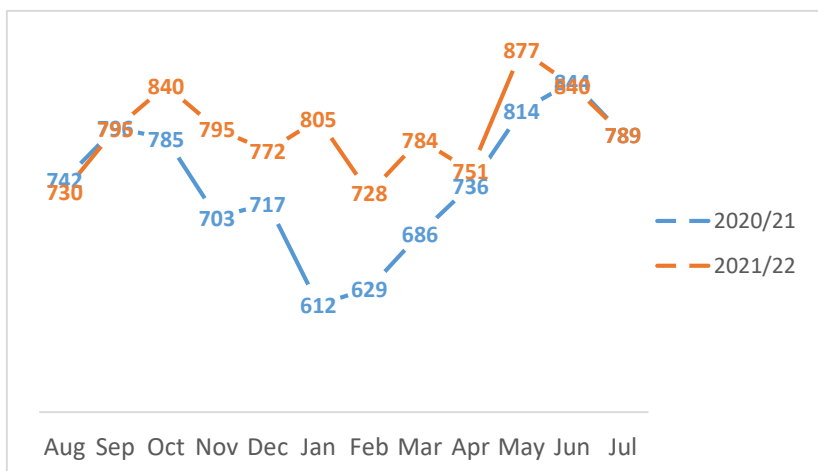
## Non-Domestic Abuse Violence with Injury Offences

In the year ending July 2022 there were 1,983 non-domestic abuse violence with injury offences recorded, compared with 1,712 the previous year, equating to a 15.8% rise or 271 more offences in Enfield.

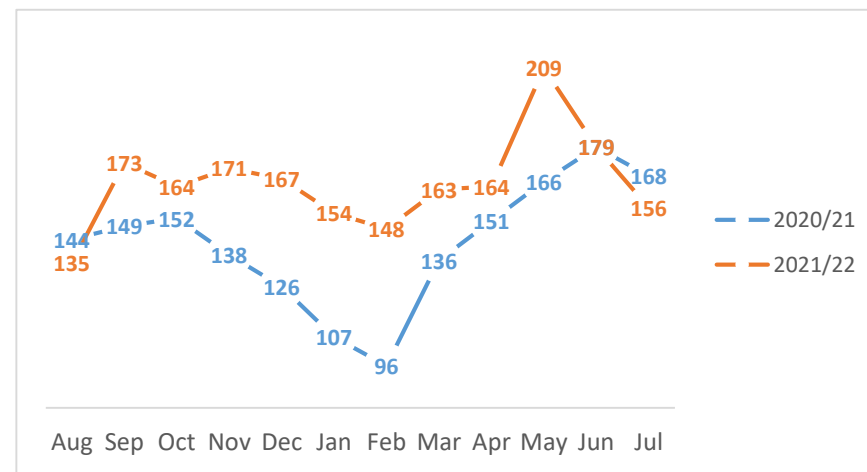
Non-Domestic Violence with Injury offences followed the same trend as Violence Against the Person offences in the borough with a peak to their highest levels in the last 2 years also recorded in May 2022 (n=209).

From September 2021 through to June 2022, there is a notable difference between the consistently high levels in 2021/22 compared to the lower crime levels in the same period the previous year.

In London, there was a similar increase of 17.7% rising from 46,227 to 54,422 by July 2022 – equating to an average of 1,701 offences per borough.



Violence Against the Person Offences in Enfield increased by 7.4%



<sup>1</sup> Violence Against the Person Offences (VAP) includes Minor Categories of Assault with Injury, Common Assault, Harassment, Murder (Homicide), Offensive Weapon, Other Violence and Wounding/GBH. All VAP offences include domestic and non-domestic related assaults.



# Priority 1: Tackling violent crime in all its forms



## Knife Crime Offences and Knife Crime with Injury Offences

### Knife Crime Offences<sup>2</sup>

In the year ending July 2022, Knife Crime in Enfield had reduced by 2.3%, compared with the previous year. Numbers reduced by 13 from 574 to 561 offences by the end of July 2022.

There were 2 distinct peaks in offence numbers in the borough over the last 12 months, which were not repeats of trends recorded in the previous 12 months.

The single highest number of offences was recorded in June 2021 with 72 offences in this month and in contrast to the 48 recorded in June 2022.

Since the 2nd peak in September 2021, when 70 offences were recorded, numbers had declined until February 2022, when numbers dropped to 31 offences similar to the 23 recorded in February 2021, but not close to the 70 offences recorded in September 2021. London experienced a lower 5.5% increase in the same period, with an average of 359 offences per borough.

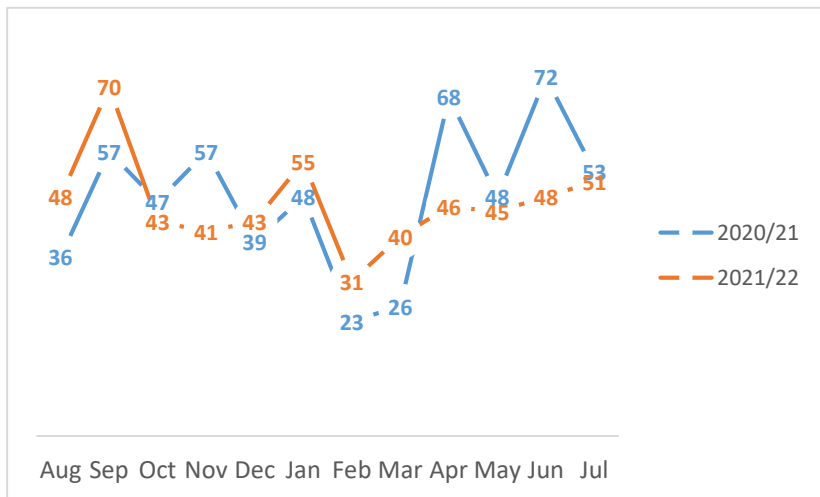
### Knife Crime with Injury Offences

In the year ending July 2022, Knife Crime with Injury offences increased by 24.8%, compared to the previous year rising by 30 offences from 121 in 2020/21 to 151 in 2021/22.

The highest number of offences in 2021/22 was in September with 21 offences recorded, more than double the same month in 2020/21 when 10 offences were recorded.

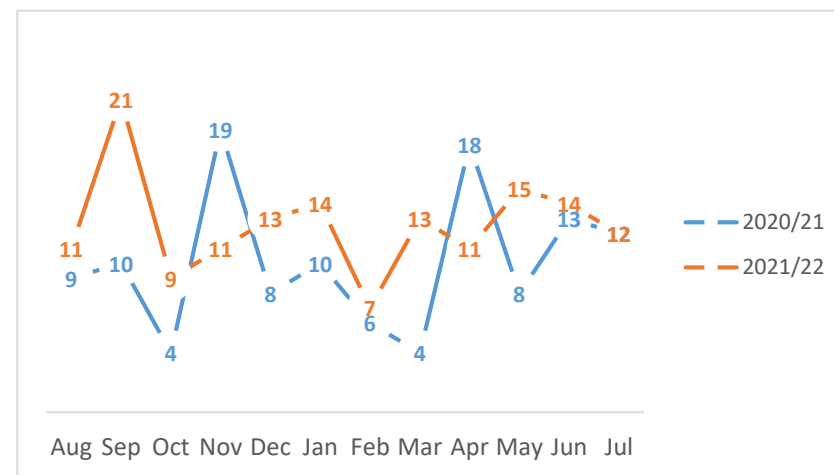
In October 2021 numbers fell sharply, but even with 9 offences recorded in this month, this was again more than double the 4 offences that were recorded in October 2020. By February 2022, the numbers were above these in February 2021 by 1 offence. May 2022 has yet again recorded nearly double number of offences than May 2021.

London experienced an increase of 2.9% in the same period, with a peak recorded in June 2021 (n=405). This trend has steadily declined in following months, and in May 2022 there were total of 301 Knife Crime With Injury offences recorded across London.



**2.3%**

Knife Crime reduced by 2.3% in year ending July 2022 in Enfield



<sup>2</sup> Knife crime is defined in as an offence of homicide, attempted murder, assault with intent to cause harm, assault with injury, threats to kill, sexual offences (including rape) and robbery or where a knife or sharp instrument has been used to injure, used as a threat, or the victim was convinced a knife was present during the offence.

# Priority 1: Tackling violent crime in all its forms

## Robbery of Personal Property and Gun Crime

### Robbery of Personal Property

There was a 1.2% increase of Personal Robberies in the year ending July 2022, when 910 offences were recorded, compared with 899 the previous year i.e. 11 more offences.

Monthly numbers in January through to July 2022 were higher than the same months in 2021, with exception of April 2022 when 72 offences were recorded., compared to 83 in the same month previous year.

In London, number of offences increased by 10.8% in the same period, from 21,842 to 24,193 which is an average of 756 offences per borough.

In the last year, the top five wards for Robbery of Personal Property were Edmonton Green, Upper Edmonton, Southbury, Grange and Ponders End. These wards accounted for 46.3% of the number of Enfield's reported personal robberies.

### Gun Crime <sup>3</sup>

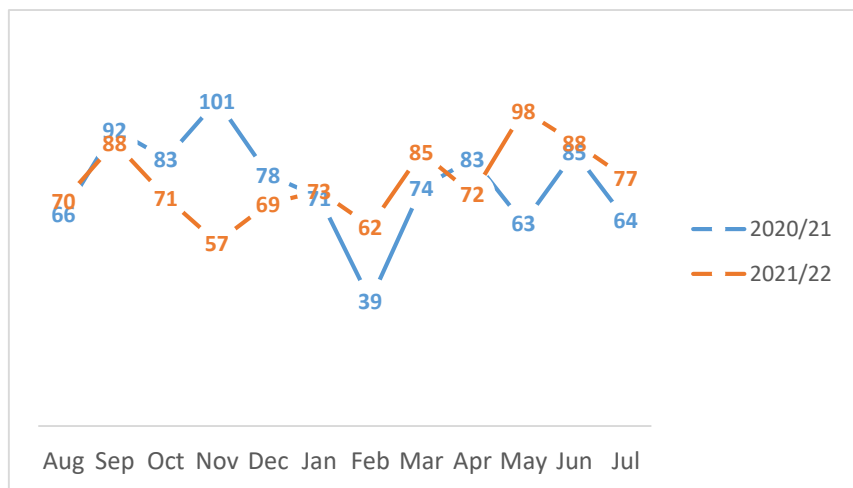
Gun crime offences in Enfield decreased by 17.9%, recording 64 offences in the year to July 2022, compared with 79 the previous year.

November 2020 recorded the highest number of offences with 17 offences in Enfield in the last 2 years. In 2021/22 the number was very different with 7 offences recorded in November 2021.

The second highest number of offences in a single months was again recorded in July 2022 (n=15), following upwards trend since May 2022 when 5 offences were recorded.

London experienced a reduction of 14% in the same period. In the capital, there were 1,504 offences in 2020/21 and 1,294 were recorded in 2021/22.

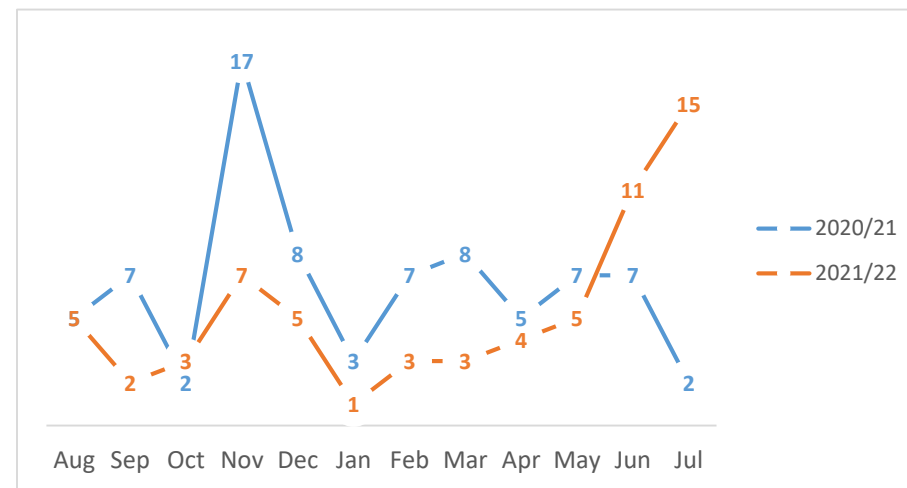
The highest number of offences in capital was recorded in December 2021 (n=139). July 2022 also recorded higher than usual number of offences in the past 12 months (n=121).



1.2%

▲

Robbery of Personal Property increased by 1.2% in Enfield



<sup>3</sup> Gun Crime is defined as an offence where a Firearm has been fired, any Firearm has been used as a blunt instrument to cause injury to a person, a Firearm has been intimidated and the victim was convinced a weapon was present or a Firearm has been used as a threat.

### Serious Youth Violence

Serious Youth Violence reduced in Enfield by 11.2% by the end July 2022

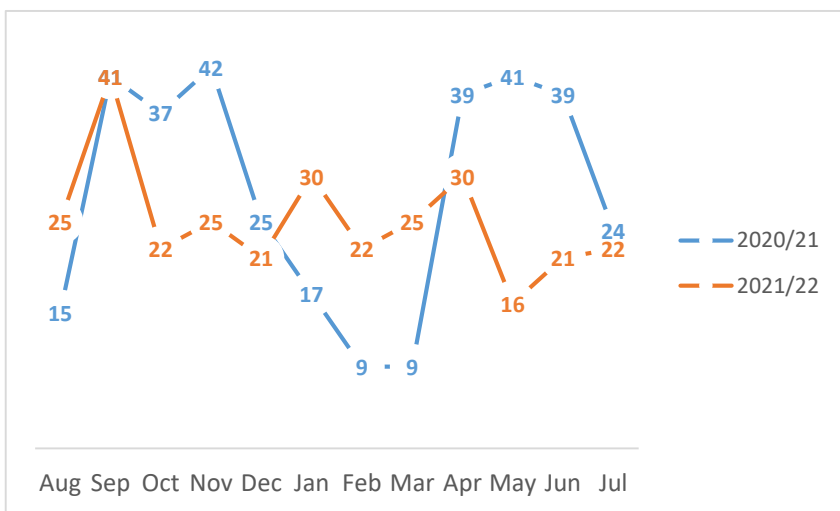
11.2%

The number of Serious Youth Violence victims in Enfield reduced by 11.2% in the year to July 2022, a difference of 38 less victims. Enfield is ranked 5<sup>th</sup> for the number of SYV victims when compared to 32 London boroughs.

The average increase across London in the same period was 7.7%. There was a capital average of 200 victims per borough in the past 12 months.

16 young victims were recorded in Enfield in May 2022, this is the lowest monthly number recorded in the borough over the last year (the highest number of young victims was 41 in September 2021). Westminster, Croydon, Lambeth, Enfield and Newham recorded its highest numbers of SYV victims in London in the past 12 months.

The ONS Mid 2021 Estimate continues to indicate that Enfield has the 4<sup>th</sup> largest youth population aged 1-19 in London, accounting for over a quarter (26%) of the borough's total population. This equates to a rate of 4 Serious Youth Violence victims per 1000 of the borough's youth population in the year to July 2022.



Ward Name	Enfield Serious Youth Violence Victims												Total
	Aug-21	Sep-21	Oct-21	Nov-21	Dec-21	Jan-22	Feb-22	Mar-22	Apr-22	May-22	Jun-22	Jul-22	
Edmonton Green	2	8	1	2	3	6	4	0	4	2	1	2	35
Southbury	6	3	7	1	0	3	4	3	3	4	0	1	35
Ponders End	2	5	0	3	2	3	0	4	1	1	2	1	24
Haselbury	0	1	2	0	0	3	1	0	5	0	3	3	18
Chase	2	4	0	3	2	2	0	1	1	1	0	1	17
Enfield Highway	0	0	0	1	0	1	2	5	0	1	4	1	15
Southgate	2	1	0	0	5	4	0	0	0	1	0	2	15
Turkey Street	0	2	2	3	0	2	2	2	0	1	0	1	15
Upper Edmonton	0	2	1	2	1	0	1	6	1	0	0	1	15
Lower Edmonton	1	4	2	1	2	0	2	0	0	1	0	1	14
Enfield Lock	0	0	0	2	1	1	2	1	2	0	1	3	13
Bush Hill Park	0	2	3	0	0	0	0	0	2	2	2	0	11
Grange	4	1	0	0	2	0	2	0	0	1	1	0	11
Town	1	3	2	1	0	0	0	1	1	0	1	1	11
Jubilee	0	2	0	2	0	3	0	1	2	0	0	0	10
Southgate Green	1	1	0	0	1	0	0	0	2	0	2	2	9
Bowes	0	0	0	1	1	1	0	0	2	0	1	0	6
Winchmore Hill	1	1	1	1	0	0	0	0	1	0	0	0	5
Cockfosters	2	0	0	0	0	0	0	0	2	0	0	0	4
Palmers Green	0	0	1	2	0	0	1	0	0	0	0	0	4
Highlands	0	0	0	0	0	0	0	0	0	0	1	0	1
<b>Total</b>	<b>24</b>	<b>40</b>	<b>22</b>	<b>25</b>	<b>20</b>	<b>29</b>	<b>21</b>	<b>24</b>	<b>29</b>	<b>15</b>	<b>19</b>	<b>20</b>	<b>288</b>

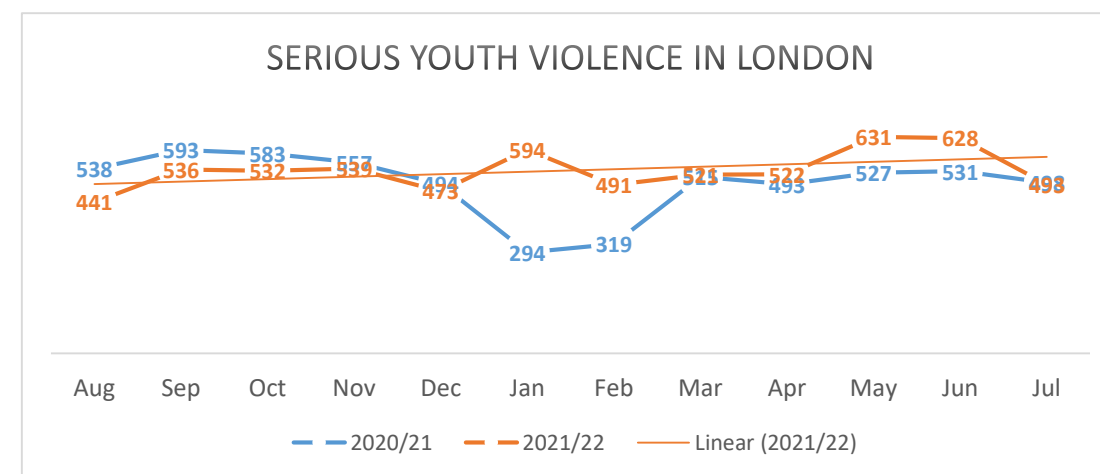
### Serious Youth Violence

Borough Name	Serious Youth Violence Aug 20 to July 21	Serious Youth Violence Aug 21 to July 22	% Change	Position	Population age 1-19 Mid Year Projections 2020-21	SYV Rate per 1000 pop aged 1-19
Croydon	279	345	23.7%	1	97,813	4
Westminster	255	333	30.6%	2	54,139	6
Lambeth	296	313	5.7%	3	63,448	5
Newham	257	303	17.9%	4	89,032	3
Enfield	338	300	-11.2%	5	87,042	3
Southwark	251	288	14.7%	6	68,109	4
Haringey	275	278	1.1%	7	61,309	5
Greenwich	229	255	11.4%	8	71,139	4
Lewisham	209	228	9.1%	9	69,502	3
Hackney	216	226	4.6%	10	65,186	3
Wandsworth	199	218	9.5%	11	65,815	3
Barnet	162	218	34.6%	11	97,180	2
Tower Hamlets	271	218	-19.6%	11	77,330	3
Barking & Dagenham	204	213	4.4%	14	65,495	3
Ealing	207	201	-2.9%	15	84,705	2
Hounslow	173	197	13.9%	16	67,169	3
Bromley	148	195	31.8%	17	77,311	3
Waltham Forest	191	192	0.5%	18	68,136	3
Islington	208	189	-9.1%	19	46,193	4
Brent	161	184	14.3%	20	80,319	2
Redbridge	132	182	37.9%	21	78,824	2
Havering	126	172	36.5%	22	61,088	3
Camden	177	168	-5.1%	23	58,990	3
Hillingdon	155	165	6.5%	24	77,595	2
Merton	136	137	0.7%	25	48,188	3
Bexley	140	134	-4.3%	26	59,631	2
Sutton	81	106	30.9%	27	50,477	2
Harrow	97	104	7.2%	28	61,302	2
Hammersmith & Fulham	140	101	-27.9%	29	38,284	3
Richmond upon Thames	69	89	29.0%	30	47,119	2
Kingston upon Thames	63	84	33.3%	31	41,812	2
Kensington & Chelsea	97	65	-33.0%	32	30,442	2

Croydon is 1st and was one of 5 boroughs where an increase in young victims was recorded, rising by a significant number of 66 more victims by the end of July 2022 when compared to the same period last year.

Westminster is the 2st in London for number of Serious Youth Violence victims (n=333). This borough has a comparatively low number young people within its population at 25th highest in London, and the highest rate of 6 victims per 1000 population. The number of victims in Westminster has increased in the past year by 30.6%.

Enfield's Basic Command Unit partner Haringey has the 20th highest youth population in London and had the 7th highest numbers of SYV victims in 2021/22. There was a 1.1% increase in year ending July 2022 in Haringey, recording 275 victims by July 2021 compared to 278 victims by end of July 2022.



# OFFICIAL RESTRICTED Priority 2: Keeping Young People Safe and Reducing Their Risks from Crime



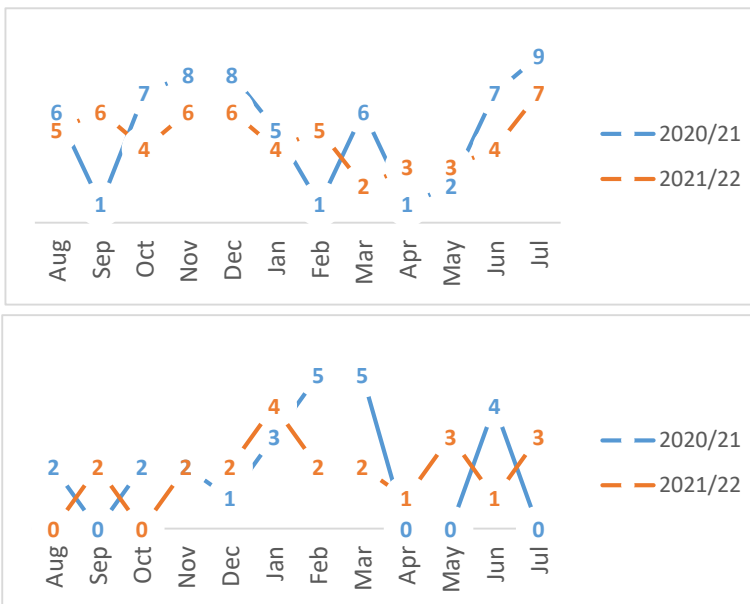
Child Sexual Exploitation Incidents, Child Sexual Exploitation Offences and Knife Crime Injury Victims Non-Domestic Abuse Under 24

## Child Sexual Exploitation Incidents<sup>4</sup>

The number of Child Sexual Exploitation Incidents reduced in Enfield in the past 12 months by 9.8% when compared to the same period last year, from 61 in 2020/21 to 55 in 2021/22.

July 2021 recorded the highest number on borough in the last two years with 9 incidents compared with 7 recorded in July 2022.

In London, there was a decrease of 23.9% in the same period. From 1,288 incidents in 2020/21, numbers declined to 980 in 2021/22 across the capital.

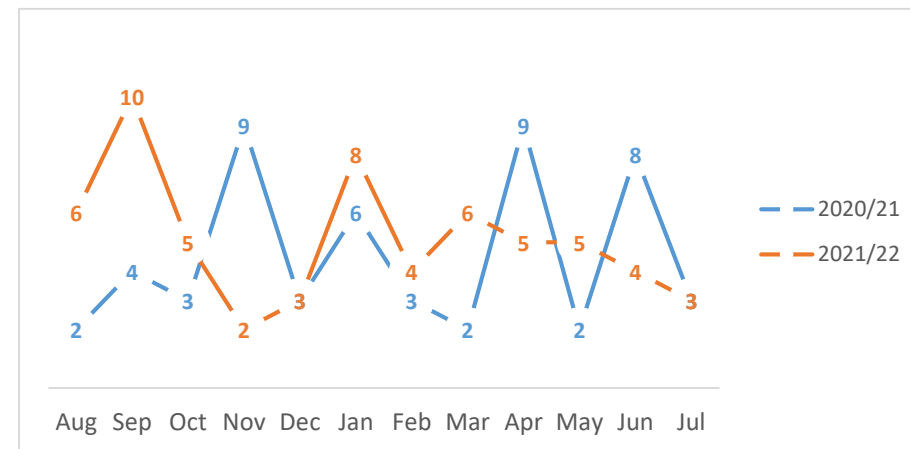


## Knife Crime Injury Victims Non-Domestic Abuse Under 24

There was a 13% increase in young victim numbers in Enfield in 2021/22. The numbers of victims rose by 7 from 54 to 61 by the end of July 2022.

Like Knife Crime with Injury offences, non-domestic victims under 24 follow the same pattern in 2021/22, rising in September 2021 (n=10) and January 2022 (n=8). By July 2022, 3 victims were recorded in Enfield, half of these recorded in March 2022.

In London in the year to July 2022, there was a reduction of 4.4% with 1,204 victims recorded in the capital. This equates to a borough average of 38 victims in the last year., or monthly average of 100 victims across London.



## Child Sexual Exploitation Offences

The numbers of Child Sexual Exploitation offences recorded in the borough have remained overall relatively low, and annual numbers have reduced by 8.9% falling from 24 recorded in 2020/21 to 22 in 2021/22.

February and March 2021 had the highest number of 5 offences recorded in this months, followed by none recorded in May, July, August and October 2021.

In London, there was a decrease of 22.8% in the same period from 604 in 2020/21 to 466 by end of July 2022, an average of 15 offences recorded per borough over the last year.

June 2022 recorded 35 Child Sexual Offences in London.

<sup>4</sup> Child Sexual Exploitation is a form of child sexual abuse. It occurs where an individual or groups takes advantage of an imbalance of power to coerce, manipulate or deceive a child or young person under the age of 18 into sexual activity (a) exchange for something the victim needs or wants, and/or (b) for the financial advantage or increased status of the perpetrator or facilitator. The victim may have been sexually exploited even if the sexual activity appears consensual. Child sexual exploitation does not always involve physical contact; it can also occur through the use of technology.

There were 1,686 Residential Burglaries in Enfield in the year ending July 2022, compared with 1,698 the previous year, a decrease of 0.7%. In London, there was also a higher reduction of 8.4% in the same period, from 42,976 in 2020/21 to 39,364 in 2021/22.

Over the last year, Enfield followed a similar overall pattern in Residential Burglaries to those recorded in the capital. Offences in the borough reached a peak in November 2021 while remaining below the same month 2020. By April 2022 there were 109 burglaries from residential properties in Enfield, compared to 106 in the same month last year, and this is another month where continuing downward trend from January 2022 is recorded. July 2022 recorded 104 burglaries.

0.7%  
▼

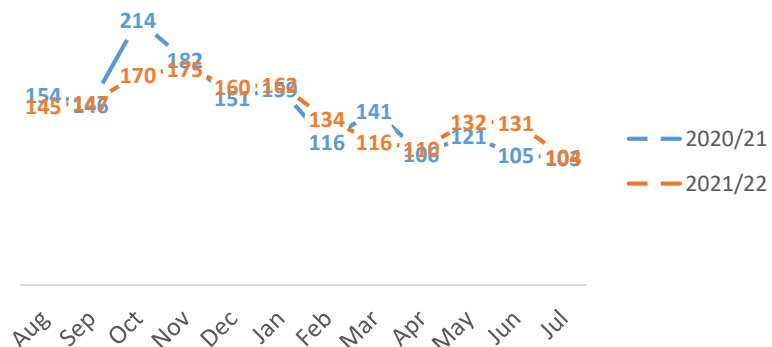
Residential Burglaries decreased in Enfield in 2021/22 by 0.7%

The top 5 wards in 2021/22 are: Town, Upper Edmonton, Turkey Street, Enfield Highway and Ponders End.

Town had the highest number of offences in the last year, whilst also having the highest number of offences when looking at monthly totals, (February 2022 23 offences recorded) – with exception of 26 offences recorded in Jubilee ward in January 2022.

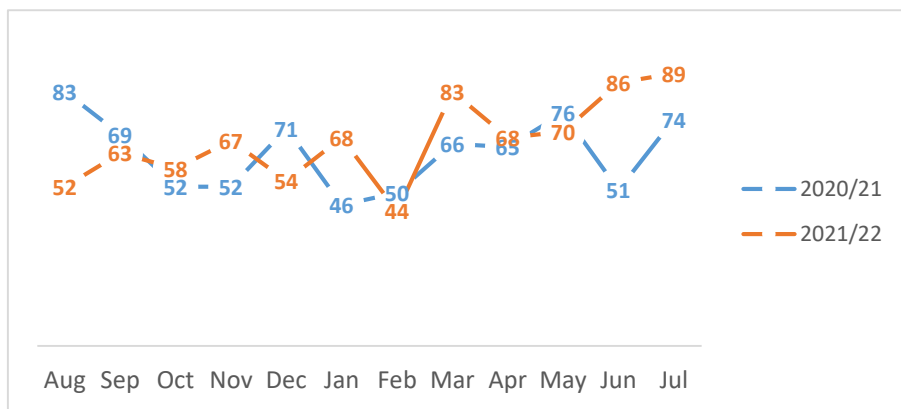
Upper Edmonton also recorded its highest number of offences in February 2022 (n=21).

Ward Name	Enfield Residential Burglary Offences												Total
	Aug-21	Sep-21	Oct-21	Nov-21	Dec-21	Jan-22	Feb-22	Mar-22	Apr-22	May-22	Jun-22	Jul-22	
Town	20	13	14	19	16	15	23	22	16	17	20	12	207
Upper Edmonton	13	14	6	12	14	18	21	13	10	16	11	12	160
Turkey Street	6	12	18	15	14	22	9	8	11	8	15	8	146
Enfield Highway	8	7	12	22	15	11	9	16	9	17	8	2	136
Ponders End	8	10	10	14	9	7	14	10	7	12	16	10	127
Cockfosters	11	10	18	8	11	19	7	5	8	7	11	6	121
Chase	8	14	10	10	7	13	5	13	17	5	12	6	120
Jubilee	12	8	5	11	26	17	6	5	10	8	5	5	118
Edmonton Green	15	13	9	8	13	10	10	7	8	4	9	9	115
Enfield Lock	4	15	5	7	5	17	4	10	9	15	5	10	106
Southbury	11	4	17	11	6	9	7	9	6	13	6	6	105
Bush Hill Park	8	5	9	7	6	14	5	10	11	7	13	8	103
Palmers Green	5	12	12	9	6	8	7	14	7	11	5	6	102
Haselbury	7	5	10	8	10	10	13	5	5	8	4	4	89
Lower Edmonton	9	7	8	16	3	6	3	9	7	6	7	6	87
Southgate	7	9	11	11	5	8	5	8	5	6	8	4	87
Grange	11	3	3	6	7	5	8	8	10	7	7	7	83
Winchmore Hill	7	7	12	6	10	6	5	2	5	8	5	7	80
Southgate Green	6	10	8	9	12	6	5	6	2	3	7	5	79
Highlands	5	2	6	4	3	8	10	1	6	6	4	8	63
Bowes	4	9	10	6	8	3	3	5	5	5	2	3	63
<b>Total</b>	<b>185</b>	<b>189</b>	<b>213</b>	<b>219</b>	<b>206</b>	<b>232</b>	<b>179</b>	<b>186</b>	<b>172</b>	<b>192</b>	<b>180</b>	<b>144</b>	<b>2297</b>





Hate Crime Strand	Enfield		%	London		% Change
	Aug 2020 - July 2021	Aug 2021 - July 2022		Aug 2020 - July 2021	Aug 2021 - July 2022	
Racist and Religious Hate Crime Offences	672	677	0.7%	22182	21867	-1.4%
Homophobic Hate Crime Offences	59	97	64.4%	3243	3803	17.3%
Disability Hate Crime Offences	14	18	28.6%	597	614	2.8%
Transgender Hate Crime Offences	10	10	0.0%	340	424	24.7%



Hate Crime increased by 6.2% in the year ending July 2022 recording 802 offences, compared with 755 the previous year i.e. 47 more offences were recorded in Enfield. The highest number of offences in the last 2 years was recorded in July 2022, with 89 offences recorded in that month alone. When July 2022 is now compared to July 2021, there is a difference of 15 less offences recorded in July 2021.

Over the last 12 months numbers have reached their highest levels in both March 2022 (n=83) and July 2022 (n=89). This is the largest increase of hate crime offences in Enfield since December 2021 when 54 offences were recorded.

Racist and religious hate crime formed the majority of such crime reported in the borough, followed by homophobic crime. Although much lower numbers, homophobic crime increased by 64.4% in the borough, also rising in London by 17.3%.

There were 26,708 offences recorded throughout 2021/22 in London compared to 26,362 in 2020/21. January 2022 recorded one of the lowest monthly numbers in the last year in London (n=1932).

An average of 835 offences were recorded per borough by year ending July 2022 across the capital or 2,266 offences on average per borough.

In Enfield, the highest proportion of hate crime recorded was racist and religious in its nature. In the capital, this portion of hate crime recorded an reduction of 1.4%. Other hate crime categories in the capital have recorded an increase in the past 12 months - homophobic hate crime increased by 17.3%, disability hate crime by 2.8% and transgender hate crime increased by 24.7%.

Racist and Religious Hate crime offences in Enfield increased by 0.7% in year ending July 2022. Across London, Racist and Religious Hate crime reduced by 1.4% in the same period.

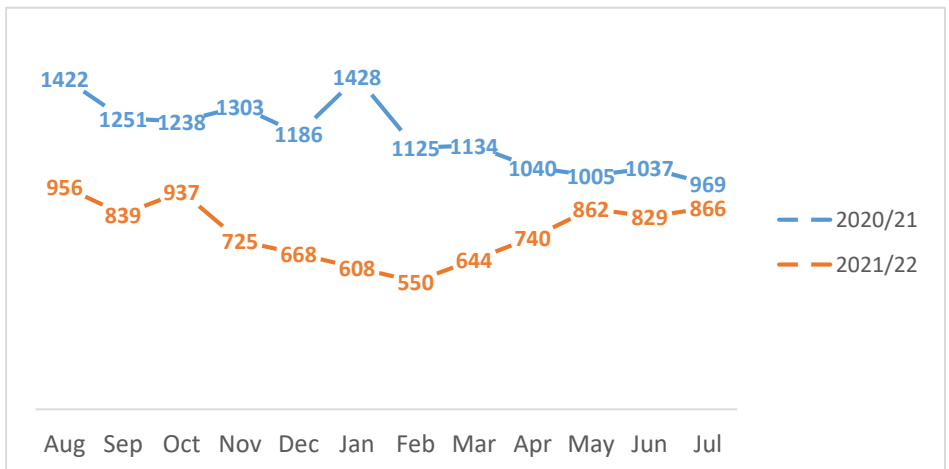
6.2%

Hate crime increased by 6.2% in Enfield by the end of July 2022

Police recorded Anti-Social Behaviour Calls in Enfield													
Enfield ASB Call Categories	Aug-21	Sep-21	Oct-21	Nov-21	Dec-21	Jan-22	Feb-22	Mar-22	Apr-22	May-22	Jun-22	Jul-22	Total
Rowdy Or Inconsiderate Behaviour	512	439	423	367	354	277	274	284	361	445	429	441	4606
Rowdy / Nuisance Neighbours	147	142	129	108	116	95	92	119	106	123	137	133	1447
Veh Nuisance / Inappropriate Use	81	102	105	54	63	89	66	82	108	89	91	102	1032
Not Mapped	73	61	73	55	56	55	50	72	66	89	70	68	788
Noise	67	41	41	49	33	44	26	25	45	41	50	54	516
Begging / Vagrancy	28	16	24	15	14	5	14	18	19	16	13	18	200
Veh Abandoned - Not stolen	11	14	22	12	13	17	7	19	9	23	7	16	170
Fireworks	1	2	90	46	4	7		1	1	1	2	1	156
Trespass	18	11	16	7	5	5	8	13	13	20	12	15	143
Littering / Drugs Paraphernalia	7	6	8	1	8	3	7	6	7	3	7	4	67
Prostitution Related Activity	6	2	2	7		3	3	4		4	4	7	42
Animal Problems	1		2	1	1	6	3	1	3	2	2	2	24
ASB Environmental	1	1	1	2	1	1				2	1	4	14
ASB Nuisance	1	1	1	1						2	1		7
Street Drinking	2	1							1	1	1		6
ASB Personal						1			1	1	2	1	6
<b>Total</b>	<b>956</b>	<b>839</b>	<b>937</b>	<b>725</b>	<b>668</b>	<b>608</b>	<b>550</b>	<b>644</b>	<b>740</b>	<b>862</b>	<b>829</b>	<b>866</b>	<b>9224</b>

**34.8%**

ASB calls reduced in Enfield in 2021/22 by 34.8%



There has now been a 34.8% decrease in the number of Anti-Social Behaviour calls recorded in the borough in the year to July 2022 when compared to last year with 4,914 less calls.

The very high numbers of calls recorded in August 2020 through to July 2021 are now in stark contrast to the lower numbers recorded in 12 months to end of July 2022.

The highest number of calls recorded in the last 12 months were now recorded in January 2021 (1428). This is in contrast to the 608 calls received in January 2022. London's call levels also continue their return to normal with an overall decrease of 36.9% in the last year.

By July 2021, 411,759 calls were received in the capital while a year later 259,680 calls were received equating to an average of 4,752 less offences per borough. In July 2022, there were 24,404 calls recorded in London, or 8,115 average borough offences.

Across both London and Enfield the highest proportion of anti-social behaviour calls to Police were for Rowdy Or Inconsiderate Behaviour along with Rowdy/Nuisance Neighbour issues.

### Drug Offences

There was a increase of 20.5% in the year ending July 2022 in the borough, when 1,477 offences were recorded, compared to 1,226 in the previous year i.e. 251 more Drug offences.

Following spike of recorded drug offences in March 2022, the number of offences declined in April but again continued to rise in May and June (n=161). The highest number of offences in 2021/22 was recorded in March 2022 (n=205) in contrast to 128 offences in March 2021.

In London, the numbers of offences decreased by 8% in the same period with numbers declining from 49,037 to 45,129 which is an average of 122 less drug offences per borough recorded in 2021/22.

The decline across the capital therefore equates to an average of 1,410 offences per borough by year ending July 2022.

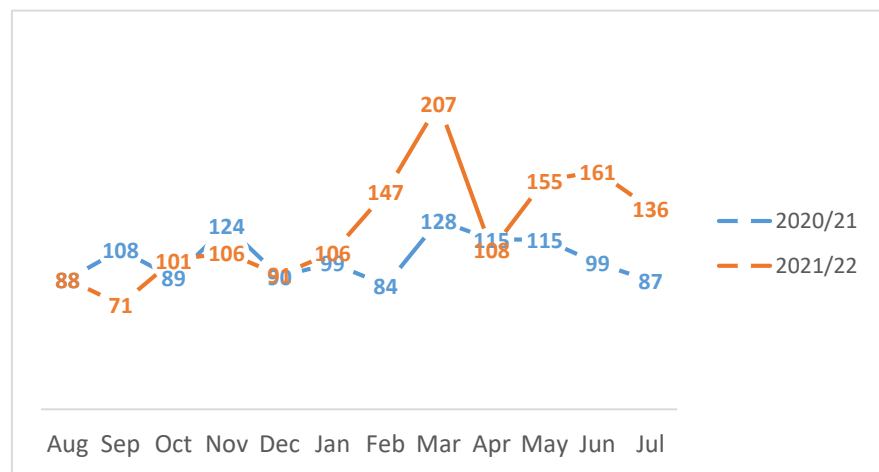
### Drug Possession Offences

Drug Possession offences in Enfield increased by 14%, recording 1,195 offences in the year to July 2022, compared with 1,048 the previous year.

Drug Possession offences follow a similar trend to number of recorded Drug Offences in both Enfield and London.

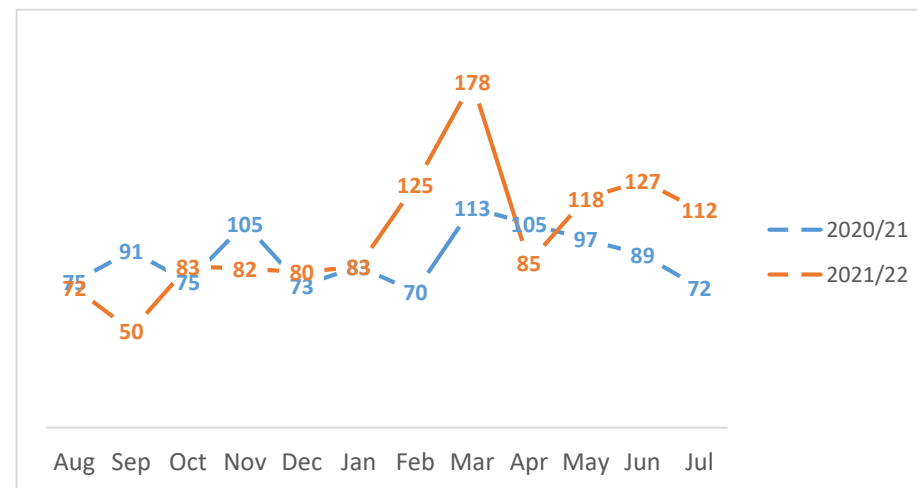
March 2022 recorded the highest number of offences (n=178), compared to 113 in March 2021, or 65 more offences in this month alone.

London experienced much greater reduction of 13.4%. In the capital, there were 44,520 offences in 2020/21 compared to 38,571 in year ending July 2022. The capital experienced its' highest number of offences in April 2021 and January 2022, with a monthly average of 1,025 offences per borough, or 186 less offences on average per borough.



**20.5%**

Drug Offences increased by 20.5% by the end of July 2022



# Priority 7: Tackling Vehicle Crime

Theft From a Motor Vehicle and Theft or Taking of a Motor Vehicle

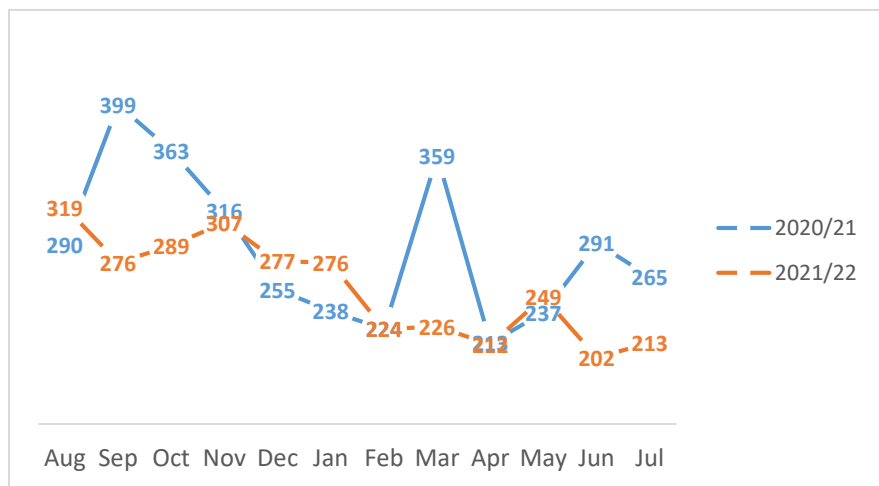


## Theft From a Motor Vehicle

This vehicle crime category generally contributes to the highest volume of all vehicle related crime in Enfield. By the end of July 2022, there had been a decrease of 11%, recording 3,070 offences, compared with 3,450 offences in the year to July 2021, or a difference of 380 less offences. In London, there were 65,300 offences recorded by the end of July 2022. Theft From a Motor vehicle in the capital increased from the 62,315 offences recorded in the year to July 2021 to 65,300, which equates to 2,985 more offences or 4.8% increase. In the last year, in Enfield there was a peak in August 2021 to 319 offences, with numbers not reaching the same levels in the borough since. The lowest number of offences in the past 12 months was recorded in June 2022 (n=202).

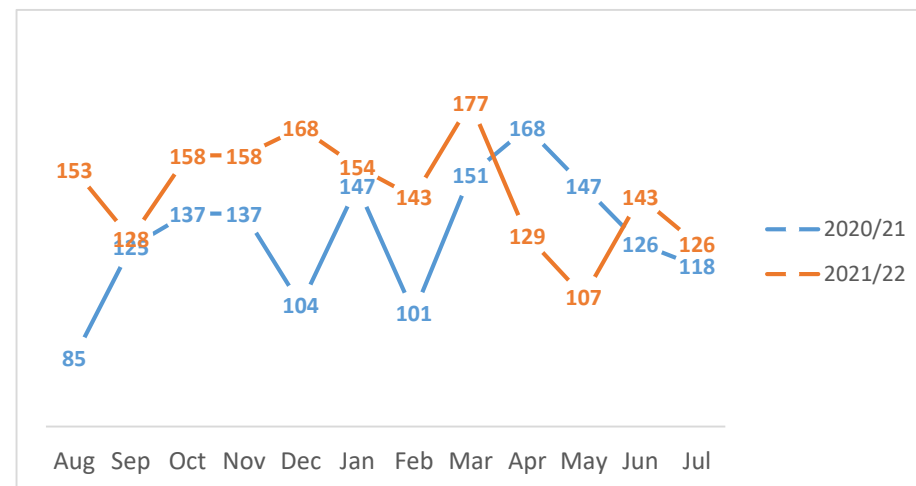
## Theft or Taking of a Motor Vehicle

Theft or Taking of a Motor Vehicle has increased by a significant 12.8% in the year ending July 2022. There was a total of 1,744 Theft or Taking of Motor Vehicle offences in the year ending July 2022, compared with 1,546 offences the previous year - 198 more offences. March 2022 had the highest number of offences recorded (n=177), and since March, the number of Theft of Motor vehicle offences has declined to 107 recorded in May 2022, but then increased to 143 offences in June 2022. July 2022 recorded 126 offences. In London, there were 30,531 car thefts in 2021/22 compared to 26,242 in 2020/21, a difference of 4,289 more offences or an increase of 16.3%. This increase across the capital equates to a local authority average of 954 offences in 2021/22.



11.0% ▼

Theft From a Motor Vehicle reduced by 10.0% in 2021/22 when compared to previous year



### Domestic Abuse Incidents

In the year ending July 2022 there were 6,345 Domestic Abuse Incidents in Enfield, compared to 6,278 the previous year, a increase of 1.1% (n=-67).

Domestic Abuse Incidents between January and May 2022 remained consistently above the monthly numbers in 2020/21. The number of incidents in June 2022 was 534, or 14 offences less than these recorded in the same month previous year. July 2022 again recorded a higher number of offences than these in a same month previous year. On average, Enfield has recorded an increase of the number of Domestic Abuse incidents since February 2022.

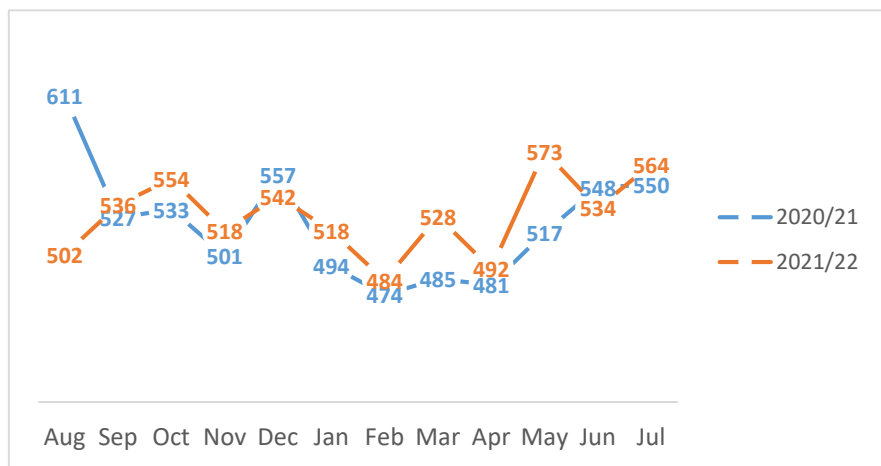
London experienced increase of 0.6% over the same period. In the capital, there were 154,023 incidents recorded in year ending July 2022, compared to 153,176 in the previous year or a difference of 847 more offences.

### Domestic Abuse VWI Offences

In Enfield by end of July 2022, there was a 1.4% increase in this offence type. The numbers of Domestic Abuse Violence with Injury offences recorded in 12 months to July 2021 increased by 13 offences in 12 months to end of July 2022.

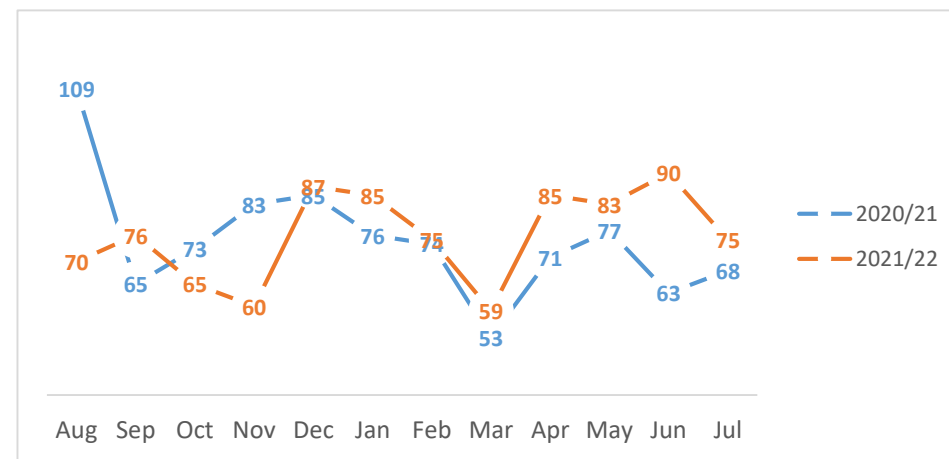
In the past 7 months, the number of offences remained above those of 2020/21 particularly between December 2021 and July 2022. In June 2022, numbers reached the highest levels in 2021/22 with 90 offences recorded. This is in contrast to 63 offences recorded in June 2021.

In London, there was a reduction of 0.4% (n=-82) in the same period, reducing from 22,817 offences in 2020/21 to 22,735 in 2021/22 - a borough annual average of 710 offences.



**1.1%**

Domestic Abuse Incidents increased by 1.1% in 2021/22 when compared to previous year



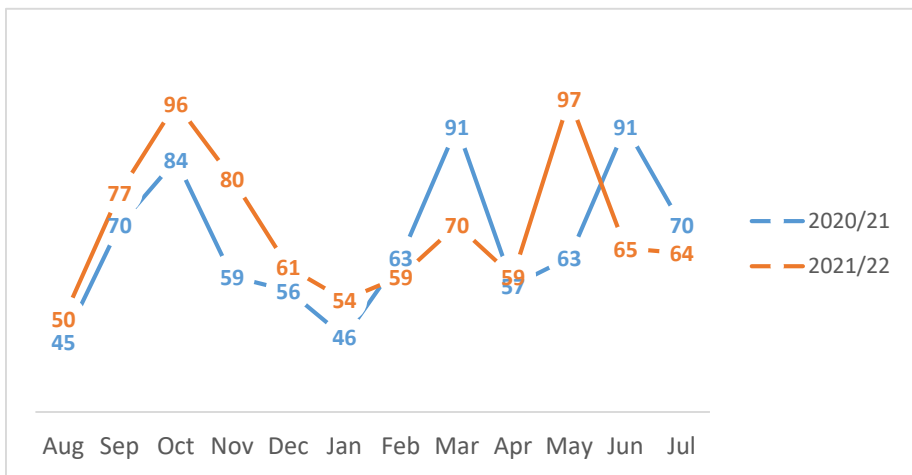
## Sexual Offences

Figures for Enfield show that 832 Sexual Offences were reported in year ending July 2022. This is an increase of 4.7% from the 795 offences recorded in the borough by the end of July 2021, a difference of 37 more offences.

London experienced a higher increase of 18.9%, which equates to an average of 793 average borough offences.

In Enfield in the last year, Sexual Offences dropped to their lowest levels in August 2021, followed by a sharp increase in September and October 2021. From October to January 2022, the number of Sexual Offences then steadily reduced in the same pattern as the same months to January 2021.

May 2022 has recorded spike of 97 offences, compared to 63 in May 2021.



4.7%

Sexual Offences increased by 4.7% in 2021/22 when compared to previous year

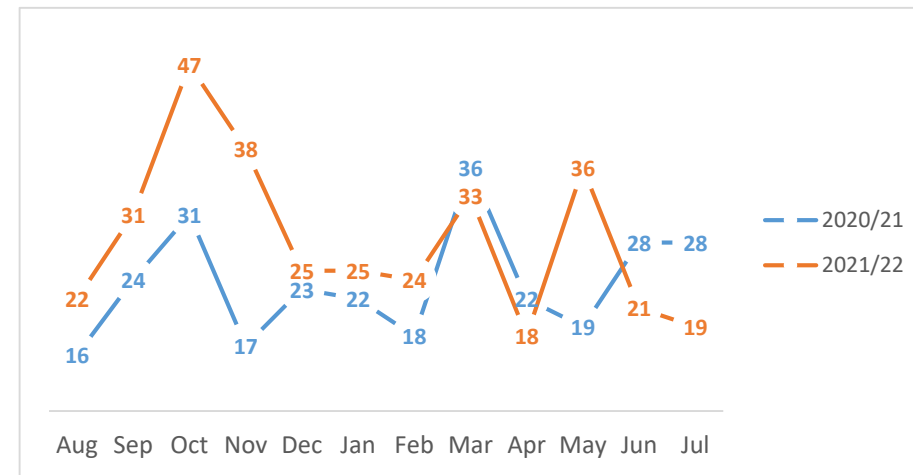
## Rape Offences

Rape offences increased in Enfield by 19.4% from 284 by end of July 2020/21 to 339 by the end of July 2022, a difference of 55 more offences by the end of the year.

In London, there was a lower increase of 10.5% with 8,251 offences reported in 2020/21 increasing to 9,118 by the end of July 2022, an annual borough average of 285 offences.

There are similarities in the charts below when comparing Sexual Offences and Rape patterns. From March 2022 onwards there are several spikes in the data which are generally followed by a significant decrease.

Similar to Sexual Offences, the number of Rape Offences increased in October 2021, followed by a steady decline to February 2022. Two smaller spikes are recorded in March 2022 (n=33) and May 2022 (n=36). April and July 2022 recorded the lowest numbers of offences in the past 12 months.





CRIME SCRUTINY PANEL WORK PROGRAMME

Date of meeting	Topic	Lead Officer	Lead Members	Executive Director/ Director	Reason for proposal	Other Committee/ Cabinet/Council approvals?
<b>28 June 2022</b>	Work planning					
<b>13 September 2022</b>	12 HRA Enfield Funded Officers	Andrea Clemons/ Supt Rhona Hunt (Police)	Cllr Needs	Tony Theodoulou	Proposed review of effectiveness and impact of the police officers funded by Enfield Council	
	Crime Prevention & Detection with a focus on serious crime including knife crime	Andrea Clemons/ Supt Rhona Hunt (Police)	Cllr Needs	Tony Theodoulou	Police priority for 2022/23	
	SSCB Performance Management – provide a monitoring overview of performances	Andrea Clemons	Cllr Needs	Tony Theodoulou	Standard agenda item	
<b>7 December 2022</b>	Violence against women and girls	Julie Tailor/Supt Rhona Hunt (Police)	Cllr Needs	Tony Theodoulou	Panel requested further details on awareness and prevention. This was previously a MOPAC priority.	
	Serious youth crime	Ivana Price	Cllr Abdullahi	Tony Theodoulou	This was a priority highlighted by Anne Stoker	
	SSCB Performance	Andrea	Cllr Needs	Tony Theodoulou	Standard agenda item	

	Management – provide a monitoring overview of performances	Clemons				
<b>1 March 2023</b>	Pledge for 50 additional officers in Enfield	tbc	Cllr Needs	Tony Theodoulou	Cabinet Member presented this item to the Panel	
	Streetlighting – focusing on the potential impact on crime	Doug Wilkson/ Stephen Skinner	Cllr Jewell	Sarah Cary	This was presented to the Panel as a Police priority for 2022/23	
	SSCB Performance Management – provide a monitoring overview of performances	Andrea Clemons	Cllr Needs	Tony Theodoulou	Standard agenda item	



This page is intentionally left blank